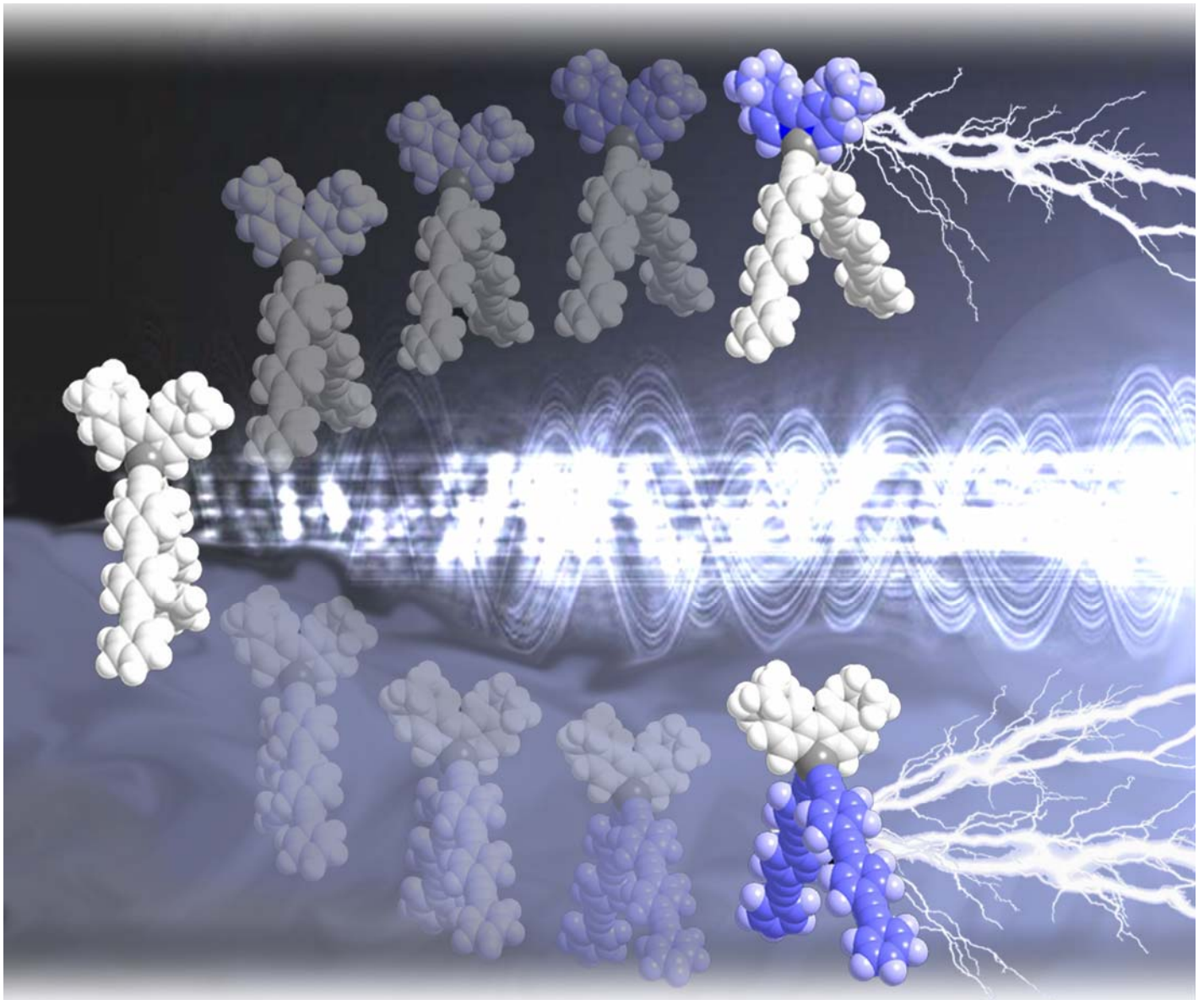


Bowling Green State University
Office of the Vice Provost for Research
Office of Sponsored Programs and Research



Executive Summary Fiscal Year 2008 (July 1, 2007 – June 30, 2008)

Cover Art

Sebastien Goeb, Ph.D., provided this artistic interpretation of light interacting with molecules for the cover of *Chem Comm*, Number 7, 21 February 2008, Pages 785-892. The issue featured the article "Solvent-induced configuration mixing and triplet excited state inversion exemplified in a Pt(II) complex," Sebastien Goeb, Aaron A. Rachford and Felix N. Castellano. The research of BGSU faculty members Felix N. Castellano and Pavel Anzenbacher is supported by the Air Force Office of Scientific Research. Goeb and Rachford are members of the Castellano lab team.

Summary of Sponsored Programs and Research Activity FY 2006 through FY 2008

S U B M I S S I O N S	FY 2006	FY 2007	FY 2008
Total Number of Submissions	376	372	330
Total Dollars Requested	\$35,540,358	\$37,244,802	\$35,645,140
Total Number of Sponsors	165	160	143
Total Number of Faculty	189	178	160

A W A R D S	FY 2006	FY 2007	FY 2008
Total Number of Awards	224	192	187
Total Dollars Awarded	\$16,521,272	\$16,754,559	\$17,915,691
Total Number of Sponsors	115	87	100
Total Number of Faculty	164	139	144
Principal Investigators	124	107	110
Co-Investigators	61	45	49
Total Cost-Share BGSU	\$6,133,077	\$4,874,136	\$6,187,545
Total Cost-Share Other Sources	\$1,252,034	\$1,001,672	\$4,523,266

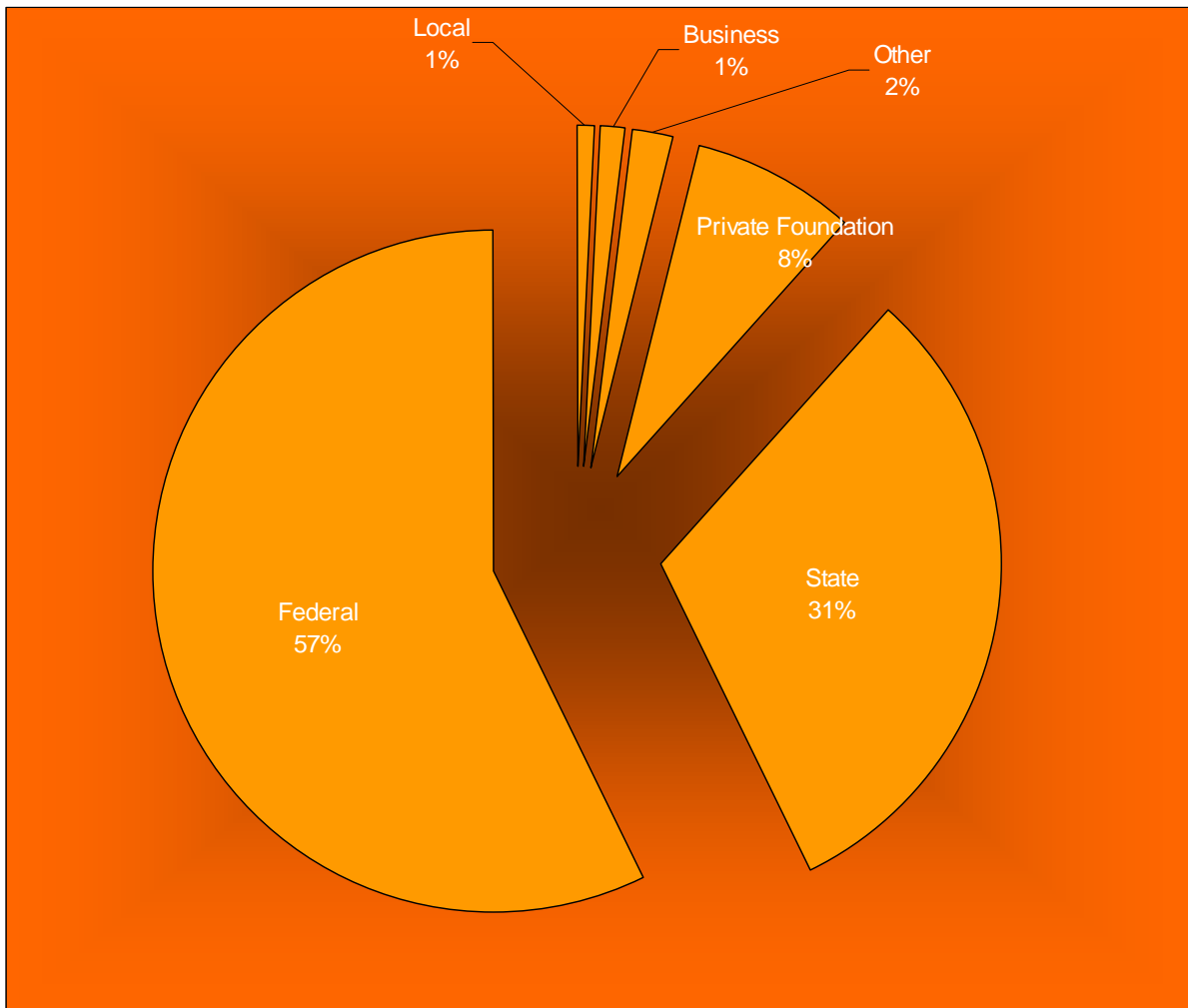
E X P E N D I T U R E S	FY 2006	FY 2007	FY 2008
Direct Costs	\$13,844,335	\$12,694,078	\$15,164,079
F&A	\$ 1,704,979	\$1,548,821	\$2,806,346
Total	\$15,549,314	\$14,242,899	\$17,970,425

S U M M A R Y	FY 2006	FY 2007	FY 2008
Total Number of Faculty Submitting Proposals	189	178	160
Total Number of Submissions	376	372	330
Total Number of Faculty Receiving Awards	164	139	144
Total Number of Awards	224	192	187

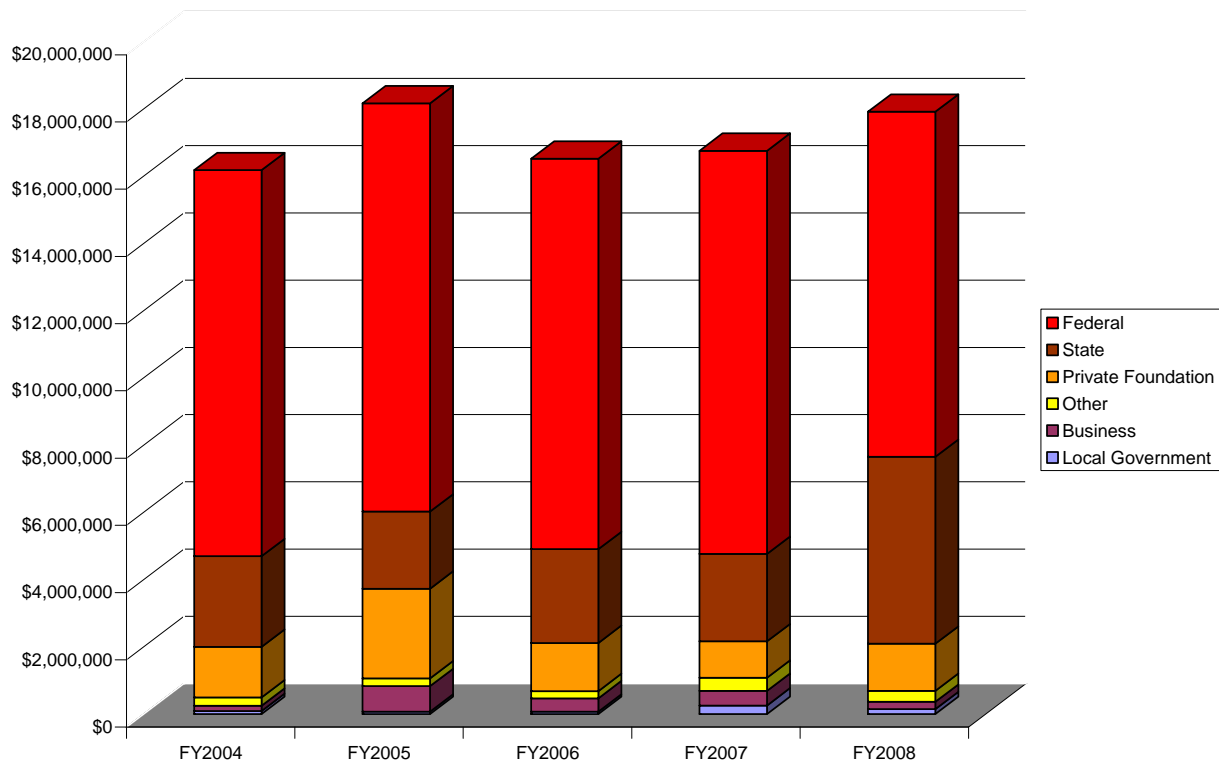
FY 2008 Award Dollars by Sponsor Type

SPONSOR TYPES

Local Government	\$145,881
Business	\$215,243
Other	\$327,261
Private Foundations	\$1,403,225
State	\$5,555,182
Federal	\$10,268,889



Award Dollars by Sponsor Type FY 2004 through FY 2008



	FY2004	FY2005	FY2006	FY2007	FY2008
Federal	\$11,485,754	\$12,146,338	\$11,617,634	\$11,991,624	\$10,268,899
State	\$2,696,313	\$2,293,806	\$2,788,318	\$2,598,605	\$5,555,182
Private Foundation	\$1,504,458	\$2,665,667	\$1,434,689	\$1,086,416	\$1,403,225
Other	\$245,141	\$232,928	\$212,919	\$388,603	\$327,261
Business	\$156,362	\$755,674	\$396,264	\$436,923	\$215,243
Local Government	\$90,861	\$72,065	\$71,448	\$252,388	\$145,881
Total	\$16,178,889	\$18,166,478	\$16,521,272	\$16,754,559	\$17,915,691

Top Ten Sources of Award Dollars FY 2008

From its top ten sources of grant dollars in FY 2008, BGSU received \$14,678,926, representing 82% of the annual total of award dollars which the institution received during the fiscal year. These 10 agencies provided BGSU with 84% of its research funding, 81% of its instructional/training funding, and over 76% of its public service funding for the fiscal period. Together, these agencies represent 86% of the federal grant dollars, 72% of private foundation funding, and 87% of state grant dollars.

NAME OF FUNDING AGENCY	TOTAL DOLLARS AWARDED
US Department of Education ¹ (Federal)	\$3,195,400
Ohio Department of Development (State)	\$2,487,442
National Institutes of Health ² (Federal)	\$2,077,153
Ohio Department of Education ³ (State)	\$1,533,325
National Science Foundation ⁴ (Federal)	\$1,422,420
Corporation for Public Broadcasting (Private Foundation)	\$1,008,148
US Department of Defense ⁵ (Federal)	\$965,883
Ohio Board of Regents ⁶ (State)	\$784,698
US Department of Commerce ⁷ (Federal)	\$674,524
US Agency for International Development ⁹ (Federal)	\$529,933

¹The total includes \$831,477 awarded by subcontracts from Western Michigan University, the Center for Civic Education, Georgia Southern University, and the Boys and Girls Club of Collier County.

²The institution received subawards totaling \$420,598 from research partnerships with the University of South Carolina, Indiana University, Cornell University, Veterans Biomedical Research Institute, University of California—San Diego, and the University of Michigan.

³BGSU received \$323,833 from the Ohio Department of Education by way of subcontracts with other Ohio universities, businesses, and local school districts and education service centers throughout northwest Ohio.

⁴Similarly, BGSU received a total of \$176,906 in subawards from Ohio State University, Indiana University, Virginia Tech, and the Antarctic Drilling Program.


⁵Subawards from the Academy of Applied Science, the University of Toledo, and the University of Illinois—Urbana-Champaign provided \$276,220 of the total received from the US Department of Defense.

⁶BGSU received \$9,720 from the Ohio Board of Regents via a subcontract with Miami University.

⁷Subawards from Ohio State University provided \$167,310 of the total received from the US Department of Commerce.

FY 2008 Award Dollars
by Activity Type

ACTIVITIES	
Research	\$9,395,392
Instructional/Training	\$5,964,298
Public Service	\$2,556,001



Funding by College/Division FY 2004 through FY 2008

	FY2004	FY2005	FY2006	FY2007	FY2008
Academic Affairs	\$1,544,863	\$1,596,234	\$2,557,032	\$1,796,986	\$715,430
Arts & Sciences	\$7,520,032	\$9,512,032	\$6,663,352	\$8,156,486	\$9,215,521
Business Administration	\$27,212	\$34,955	\$64,974	\$82,814	\$99,139
Continuing & Extended Education	\$4,158			\$6,500	
Education & Human Development	\$1,906,674	\$1,499,492	\$2,486,787	\$1,586,569	\$3,050,388
Executive Vice President			\$1,350		
Finance & Administration				\$60,000	\$50,000
Firelands	\$73,375	\$63,892	\$85,338	\$348,448	\$221,241
Graduate College	\$741,662	\$686,783	\$1,164,371	\$405,560	\$802,529
Health & Human Services	\$1,217,311	\$1,780,313	\$558,033	\$1,276,289	\$668,332
Musical Arts	\$37,766	\$26,981	\$29,916	\$26,858	\$27,779
Student Affairs	\$1,225,857	\$1,231,707	\$1,251,593	\$1,261,593	\$1,461,733
Technology	\$559,243	\$383,410	\$472,217	\$489,804	\$272,011
University Libraries	\$59,300			\$5,000	
WBGU-TV	\$1,261,436	\$1,350,619	\$1,186,309	\$1,251,652	\$1,331,588
TOTALS	\$16,178,889	\$18,166,418	\$16,521,272	\$16,754,559	\$17,915,691

Funding by Academic Unit FY 2004 through FY 2008

Academic units with a five-year average above \$500,000

	F Y 2 0 0 4	F Y 2 0 0 5	F Y 2 0 0 6	F Y 2 0 0 7	F Y 2 0 0 8
Arts & Sciences	\$7,520,032	\$9,512,032	\$6,663,352	\$8,156,486	\$9,215,521
Biological Sciences	\$1,113,468	\$1,783,569	\$1,140,464	\$870,984	\$834,734
Chemistry	\$1,053,123	\$1,264,087	\$1,326,971	\$4,030,139	\$4,457,732
Psychology	\$1,140,119	\$2,414,382	\$864,362	\$701,486	\$472,371
Sociology	\$1,048,585	\$965,244	\$1,721,340	\$764,261	\$1,657,879
Education & Human Development	\$1,906,674	\$1,499,492	\$2,486,787	\$1,586,569	\$3,050,388
Division of Intervention Services	\$829,176	\$780,391	\$829,007	\$216,394	\$1,116,753
Division of Teaching & Learning	\$600,962	\$549,850	\$1,473,333	\$945,229	\$1,854,070

Funding Distribution by Faculty Academic Rank FY2008

	Assistant Professor	Associate Professor	Full Professor	Other	All
No. of Individuals	17	45	32	16	110
No. of Awards	22	74	65	26	187
Avg. #/individual	1.29	1.64	2.03	1.63	1.7
avg. \$/individual	\$83,629.06	\$109,166.60	\$254,476.66	\$214,908.44	\$162,869.92
Avg. Award	\$64,622.45	\$66,385.00	\$125,276.38	\$132,251.35	\$93,805.83
Total Awards	\$1,421,694	\$4,912,497	\$8,142,965	\$3,438,535	\$17,915,691.00
% of BGSU Total	7.94%	27.42%	45.45%	19.19%	

No. of Awards by Dollar Range

\$0-\$49,999	16	49	41	13	119
\$50K-\$99,999	2	12	6	3	23
\$100K-\$199,999	2	6	9	4	21
\$200K-\$499,999	1	5	5	4	15
>\$500,000	1	2	4	2	9
Total	22	74	65	26	187

Award Dollars by Activity Type

Research	\$242,542	\$1,928,261	\$6,765,921	\$458,668	\$9,395,392
Instruct/Training	\$1,152,652	\$2,655,448	\$1,290,059	\$866,139	\$5,964,298
Public Service	\$26,500	\$328,788	\$86,985	\$2,113,728	\$2,556,001
Total	\$1,421,694	\$4,912,497	\$8,142,965	\$3,438,535	\$17,915,691.00

No. of Awards by Activity Type

Research	9	32	37	5	83
Instruct/Training	11	31	25	5	72
Public Service	2	11	3	16	32
Total	22	74	65	26	187

BOWLING GREEN STATE UNIVERSITY

Annual Report: Grants & Contracts Activity Fiscal Year 2008

Office of Sponsored Programs and Research
106 University Hall
Bowling Green, Ohio 43403
Phone 419.372.2481 • Fax 419.372.0304
spar@bgnet.bgsu.edu
<http://www.bgsu.edu/offices/spar/>