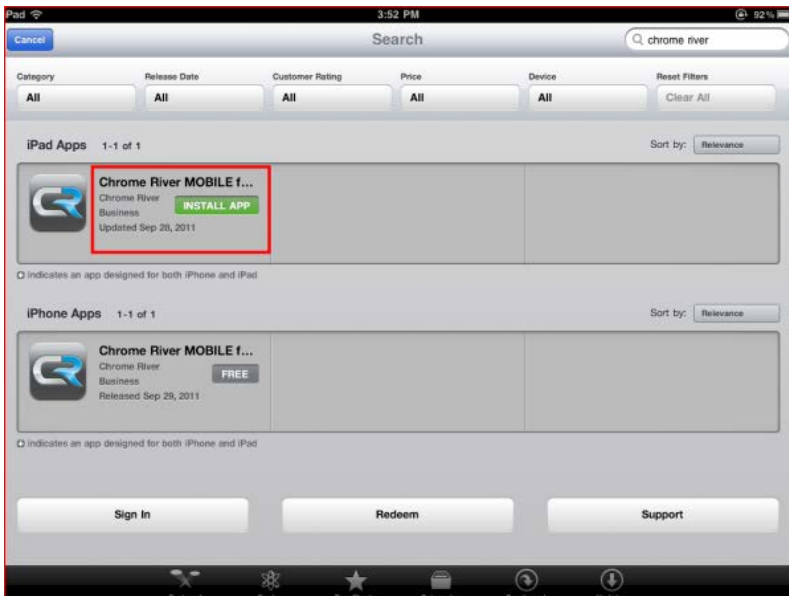


## Downloading Chrome River MOBILE from the App Store




Using Apple's App Store search utility, search for "Chrome River." You can also tap "Chrome River" in the Suggestions drop-down box.



Under the iPad or iPhone Apps category, tap the FREE button to change it to an INSTALL APP button, then tap it again to begin installation.

You will be prompted to create a new account or, if you already have one, to enter your Apple user ID and password.

## Logging in to Chrome River MOBILE



To login to the Mobile App you must first request a PIN which you will enter in as the password. Login to Chrome River, click **OPTIONS > MOBILE APPS**.

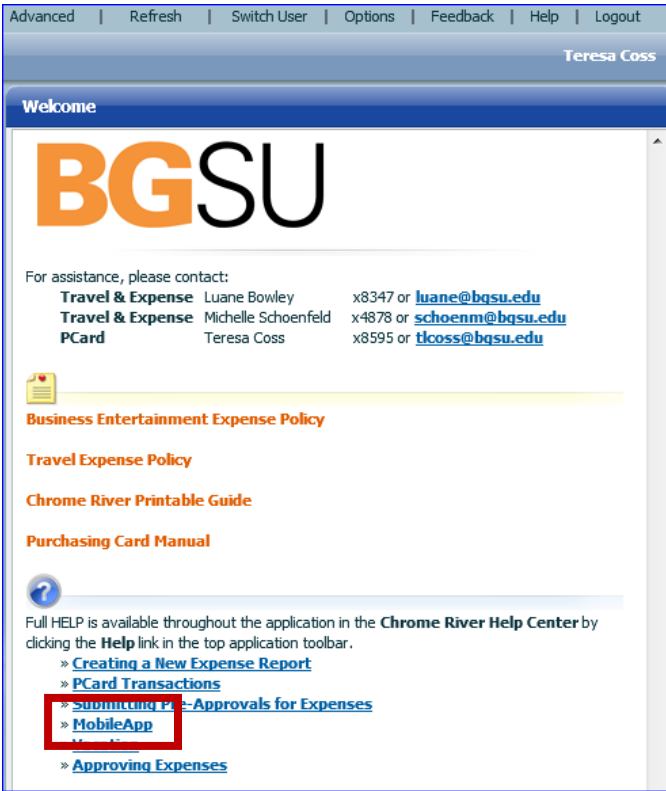


In the Mobile Apps pop-up window, click the **REQUEST PIN** button. A temporary PIN will appear in red text below the button. Enter the PIN as your password in Chrome River MOBILE.

*Note: The temporary mobile PIN will expire in 15 minutes. If it expires, click the **REQUEST PIN** button to generate a new PIN.*



You can now enter your BGSU User ID, your PIN and [www.bgsu.edu](http://www.bgsu.edu) as the Company ID. To avoid having to obtain a PIN each time, **do not log out of the application.**



For more instruction using the Mobile App, login to Chrome River and click on Mobile App at the bottom of the Welcome Page.