

A Summary of Student Engagement Results

Student engagement represents two critical features of collegiate quality. The first is the amount of time and effort students put into their studies and other educationally purposeful activities. The second is how institutional resources, courses, and other learning opportunities facilitate student participation in activities that matter to student learning. NSSE surveys undergraduate students in their first and final years to assess their levels of engagement and related information about their experience at your institution.

This Snapshot is a concise collection of key findings from your institution's NSSE administration. We hope this information stimulates discussions about the undergraduate experience. Additional details about these and other results appear in the reports referenced throughout.

Comparison Group

The comparison group featured in this report is

Ohio Public

See your *Selected Comparison Groups* report for details.

Engagement Indicators

Sets of items are grouped into ten Engagement Indicators, organized under four broad themes. At right are summary results for your institution. For details, see your *Engagement Indicators* report.

Key:

- ▲ Your students' average was significantly higher ($p < .05$) with an effect size at least .3 in magnitude.
- △ Your students' average was significantly higher ($p < .05$) with an effect size less than .3 in magnitude.
- No significant difference.
- ▽ Your students' average was significantly lower ($p < .05$) with an effect size less than .3 in magnitude.
- ▼ Your students' average was significantly lower ($p < .05$) with an effect size at least .3 in magnitude.

Theme	Engagement Indicator	Your students compared with Ohio Public	
		First-year	Senior
Academic Challenge	Higher-Order Learning	--	--
	Reflective & Integrative Learning	△	△
	Learning Strategies	--	--
	Quantitative Reasoning	▽	▽
Learning with Peers	Collaborative Learning	▽	△
	Discussions with Diverse Others	--	▽
Experiences with Faculty	Student-Faculty Interaction	△	△
	Effective Teaching Practices	△	△
Campus Environment	Quality of Interactions	△	--
	Supportive Environment	△	▲

High-Impact Practices

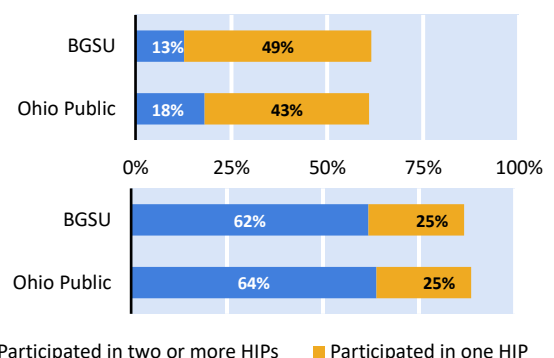
Due to their positive associations with student learning and retention, certain undergraduate opportunities are designated "high-impact." For more details and statistical comparisons, see your *High-Impact Practices* report.

First-year

Service-Learning, Learning Community, and Research w/Faculty

Senior

Service-Learning, Learning Community, Research w/Faculty, Internship, Study Abroad, and Culminating Senior Experience

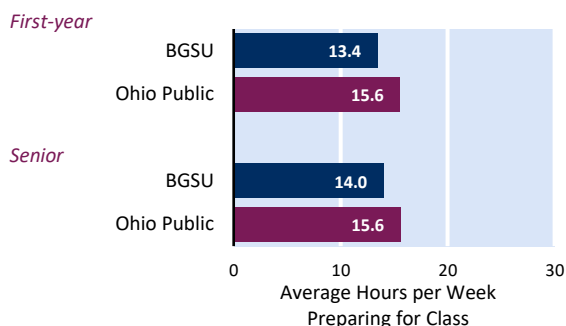


Academic Challenge: Additional Results

The Academic Challenge theme contains four Engagement Indicators as well as several important individual items. The results presented here provide an overview of these individual items. For more information about the Academic Challenge theme, see your *Engagement Indicators* report. To further explore individual item results, see your *Frequencies and Statistical Comparisons*, the *Major Field Report*, the *Online Institutional Report*, or the Report Builder.

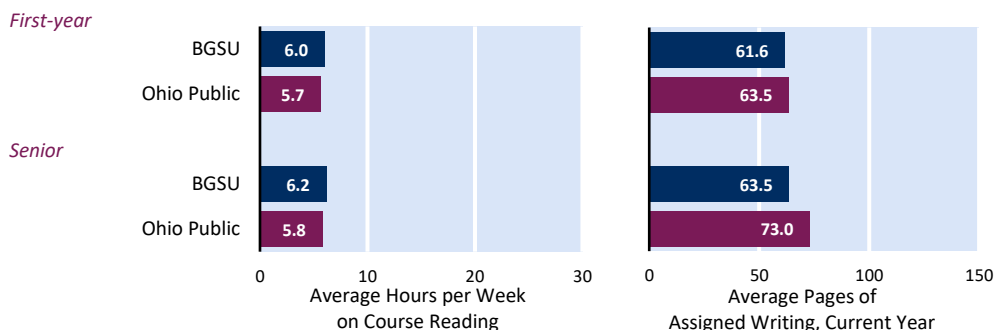
Time Spent Preparing for Class

This figure reports the average weekly class preparation time for your students compared to students in your comparison group.



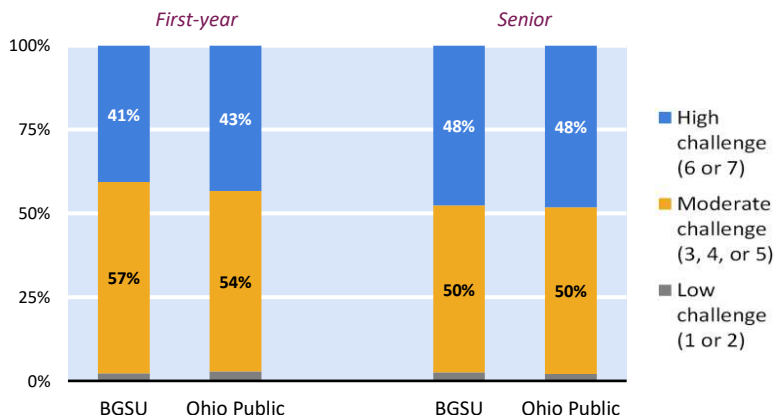
Reading and Writing

These figures summarize the number of hours your students spent reading for their courses and the average number of pages of assigned writing compared to students in your comparison group. Each is an estimate calculated from two or more separate survey questions.



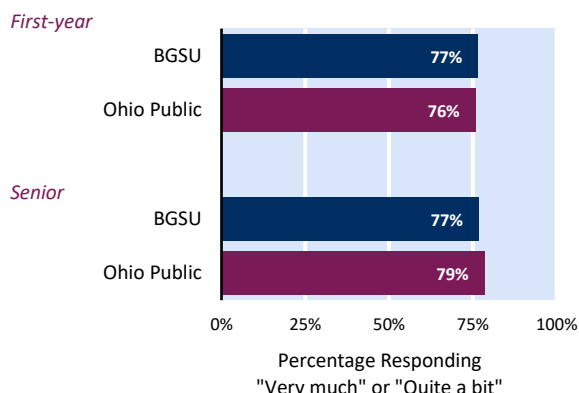
Challenging Students to Do Their Best Work

To what extent did students' courses challenge them to do their best work? Response options ranged from 1 = "Not at all" to 7 = "Very much."



Academic Emphasis

How much did students say their institution emphasizes spending significant time studying and on academic work? Response options included "Very much," "Quite a bit," "Some," and "Very little."



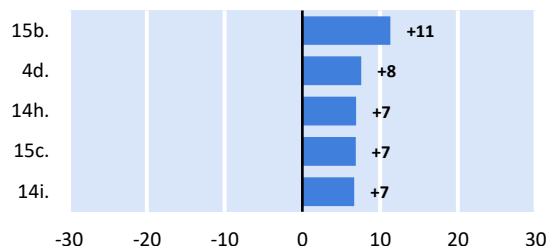
Item Comparisons

By examining individual NSSE questions, you can better understand what contributes to your institution's performance on the Engagement Indicators. This section displays the five questions^a on which your students scored the highest and the five questions on which they scored the lowest, relative to students in your comparison group. Parenthetical notes indicate whether an item belongs to a specific Engagement Indicator or is a High-Impact Practice. While these questions represent the largest differences (in percentage points), they may not be the most important to your institutional mission or current program or policy goals, or equally available to all students. For additional results, see your *Frequencies and Statistical Comparisons* report.

First-year

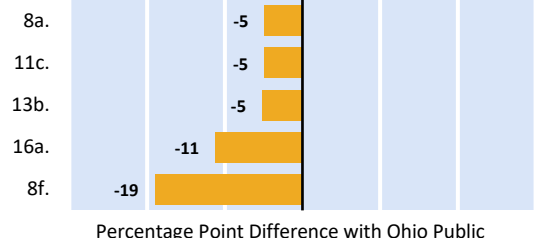
Highest Performing Relative to Ohio Public

- I feel valued by this institution^h (SB)
- Evaluating a point of view, decision, or information source^c (HO)
- Institution emphasis on attending campus activities and events (...) ^c (SE)
- I feel like part of the community at this institution^h (SB)
- Institution emphasis on attending events that address important social/econ./polit. issues^c (SE)



Lowest Performing Relative to Ohio Public

- Discussions with... People of races or ethnicities other than your own^b (DD)
- Participated in a learning community or some other formal program where... (HIP)
- Quality of interactions with academic advisors^d (QI)
- Spent more than 15 hours per week preparing for class
- Discussions with...People from countries other than your own

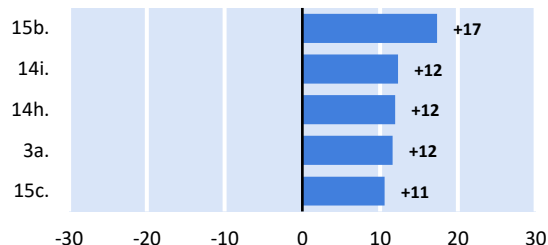


Percentage Point Difference with Ohio Public

Senior

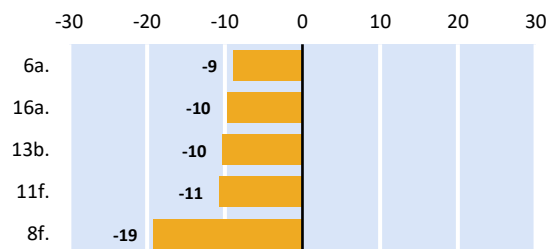
Highest Performing Relative to Ohio Public

- I feel valued by this institution^h (SB)
- Institution emphasis on attending events that address important social/econ./polit. issues^c (SE)
- Institution emphasis on attending campus activities and events (...) ^c (SE)
- Talked about career plans with a faculty member^b (SF)
- I feel like part of the community at this institution^h (SB)



Lowest Performing Relative to Ohio Public

- Reached conclusions based on your own analysis of numerical information (...) ^b (QR)
- Spent more than 15 hours per week preparing for class
- Quality of interactions with academic advisors^d (QI)
- Completed a culminating senior experience (...) (HIP)
- Discussions with...People from countries other than your own



Percentage Point Difference with Ohio Public

a. The items on this page come from the Engagement Indicators (EIs), High-Impact Practices (HIPs), Sense of Belonging (SB), the academic challenge questions on page 2, and four additional questions about effective teaching (new in 2021). Key to abbreviations for EI items: HO = Higher-Order Learning, RI = Reflective & Integrative Learning, LS = Learning Strategies, QR = Quantitative Reasoning, CL = Collaborative Learning, DD = Discussions with Diverse Others, SF = Student-Faculty Interaction, ET = Effective Teaching Practices, QI = Quality of Interactions, SE = Supportive Environment.

b. Combination of students responding "very often" or "often."

c. Combination of students responding "very much" or "quite a bit."

d. Rated at least 6 on a 7-point scale.

e. Percentage reporting at least "some."

f. Estimate based on the reported amount of course preparation time spent on assigned reading.

g. Estimate based on number of assigned writing tasks of various lengths.

h. Combination of students responding "strongly agree" or "agree."

How Students Assess Their Experience

Students' perceptions of certain aspects of cognitive and affective development, as well as their overall satisfaction with the institution, provide useful evidence of their educational experiences. For more details, see your *Frequencies and Statistical Comparisons* report.

Perceived Gains Among Seniors

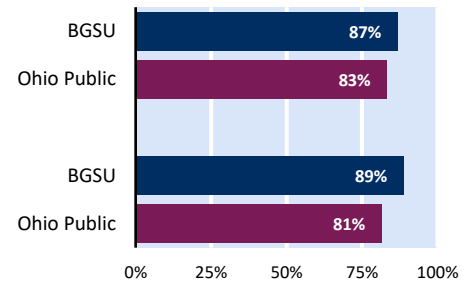
Students reported how much their experience at your institution contributed to their knowledge, skills, and personal development in ten areas.

Perceived Gains (Sorted highest to lowest)	Percentage of Seniors Responding "Very much" or "Quite a bit"
Thinking critically and analytically	87%
Working effectively with others	82%
Writing clearly and effectively	75%
Speaking clearly and effectively	75%
Acquiring job- or work-related knowledge and skills	74%
Understanding people of other backgrounds (econ., racial/ethnic, polit., relig., nation., etc.)	71%
Solving complex real-world problems	71%
Developing or clarifying a personal code of values and ethics	70%
Analyzing numerical and statistical information	65%
Being an informed and active citizen	65%

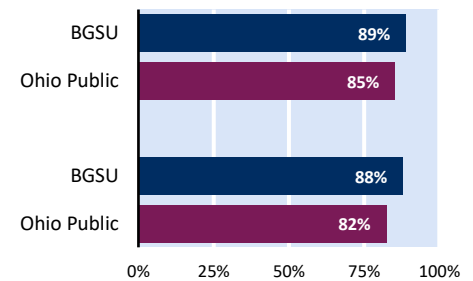
Satisfaction with BGSU

Students rated their overall experience at the institution, and whether or not they would choose it again.

Percentage Rating Their Overall Experience as "Excellent" or "Good"



Percentage Who Would "Definitely" or "Probably" Attend This Institution Again



Administration Details

Response Summary

	Count	Resp. rate	Female	Full-time
First-year	1,806	42%	66%	98%
Senior	1,302	34%	68%	90%

See your *Administration Summary* and *Respondent Profile* reports for more information.

Additional Questions

Your institution administered the following additional question set(s):

First-Year Experiences & Senior Transitions

Mental Health & Well-Being

See your *Topical Module* report(s) for results.

What is NSSE?

NSSE annually collects information at hundreds of four-year colleges and universities about student participation in activities and programs that promote their learning and personal development. The results provide an estimate of how undergraduates spend their time and what they gain from attending their college or university. Institutions use their data to identify aspects of the undergraduate experience that can be improved through changes in policy and practice.

NSSE has been in operation since 2000 and has been used at nearly 1,700 colleges and universities in the US and Canada. More than 90% of participating institutions administer the survey on a periodic basis.

Visit our website: nsse.iu.edu

Prepared 2025-07-25

IPEDS: 201441