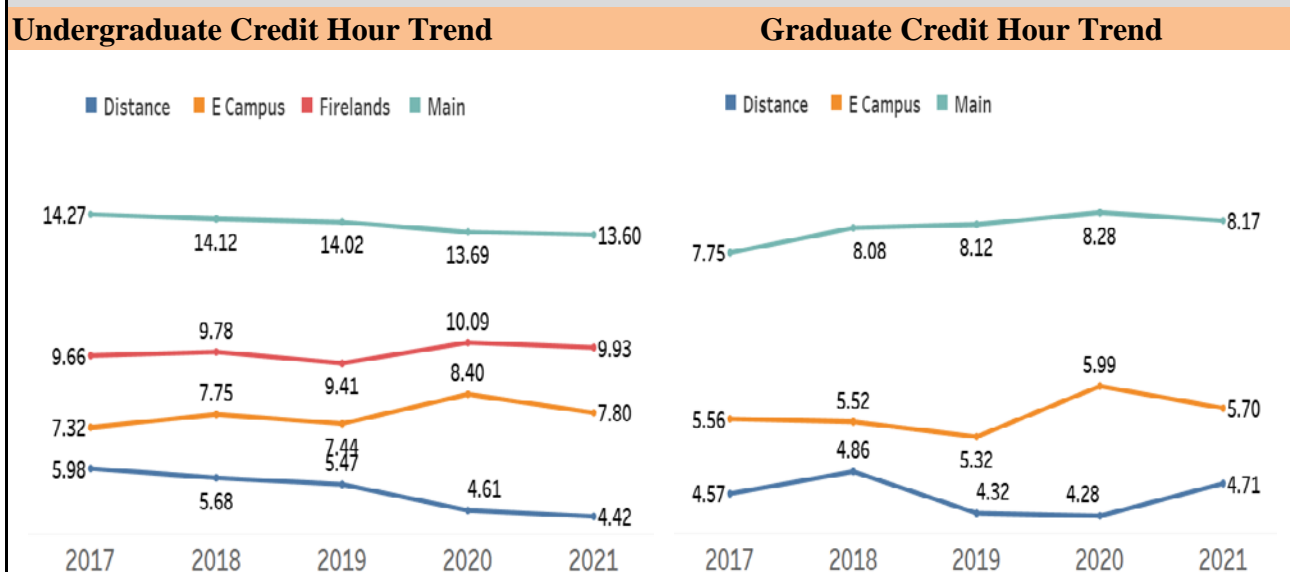


Forward. Enrollment Fact Sheet, Fall 2021

Student Headcount	Fall 2021	Fall 2020	Difference	% Change
BG Headcount				
Graduate Headcount				
Main	1,738	1,835	-97	-5.3%
Distance	257	249	8	3.2%
eCampus	1,188	1,071	117	10.9%
sub-total	3,183	3,155	28	0.9%
Undergraduate Headcount				
Main	13,871	14,429	-558	-3.9%
Distance	225	187	38	20.3%
eCampus	372	376	-4	-1.1%
sub-total	14,468	14,992	-524	-3.5%
BG Headcount	17,651	18,147	-496	-2.7%
Firelands Headcount	1,946	2,085	-139	-6.7%
TOTAL University Headcount	19,597	20,232	-635	-3.1%
Undergraduate	16,414	17,077	-663	-3.9%
Graduate	3,183	3,155	28	0.9%

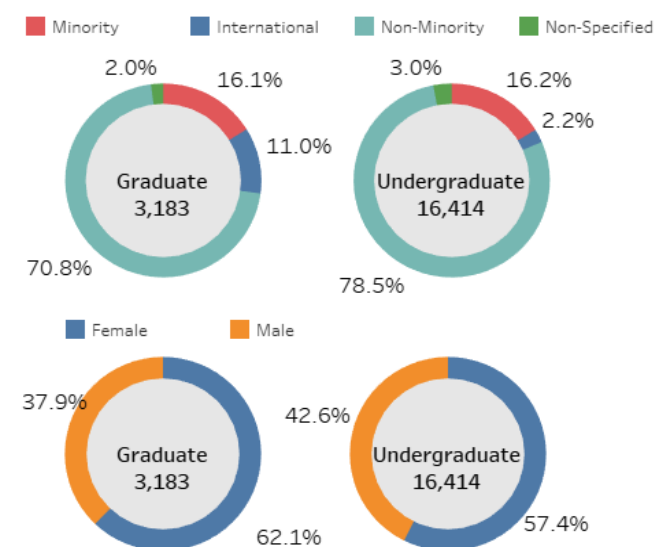
Student Credit Hours (SCH)	Fall 2021	Fall 2020	Difference	% Change
BG Campus				
Graduate SCH				
Main	14,203	15,191	-988	-6.5%
Distance	1,210	1,066	144	13.5%
eCampus	6,773	6,416	357	5.6%
sub-total	22,186	22,673	-487	-2.1%
Undergraduate SCH				
Main	188,712	197,580	-8,868	-4.5%
Distance	994	863	131	15.2%
eCampus	2,902	3,158	-256	-8.1%
sub-total	192,608	201,601	-8,993	-4.5%
BG Campus SCH	214,794	224,274	-9,480	-4.2%
Firelands SCH	19,319	21,038	-1,719	-8.2%
TOTAL University SCH	234,113	245,312	-11,199	-4.6%

Average Credit Hour Taken	Fall 2021	Fall 2020	Difference	% Change
Undergraduate				
Main	13.60	13.69	-0.09	-0.6%
Firelands	9.93	10.09	-0.16	-1.6%
Distance	4.42	4.61	-0.20	-4.3%
eCampus	7.80	8.40	-0.60	-7.1%
sub-total	13.31	13.45	-0.13	-1.0%
Graduate				
Main	8.17	8.28	-0.11	-1.3%
Distance	4.71	4.28	0.43	10.0%
eCampus	5.70	5.99	-0.29	-4.8%
sub-total	6.97	7.19	-0.22	-3.0%

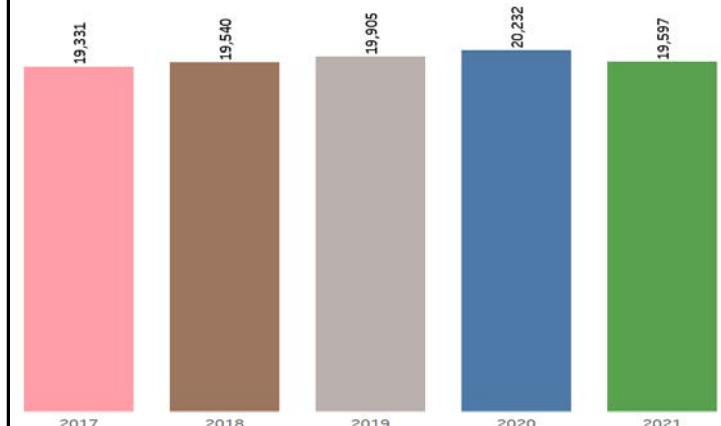


New FTIC ¹ Freshmen	2021	2020	Diff	% Chg
BG Campus				
Fall Admits only	2,719	3013	-294	-9.8%
Summer Admits who Continued to Fall	41	69	-28	-40.6%
sub-total	2,760	3,082	-322	-10.4%
Firelands Campus				
Fall Admits Only	513	529	-16	-3.0%
Summer Admits who Continued to Fall	18	24	-6	-25.0%
sub-total	531	553	-22	-4.0%
TOTAL New FTIC	3,291	3,635	-344	-9.5%
Average ACT Score	23.1	23.0	0.1	0.4%
% Resident	88.5%	88.6%		-0.1%
Fall 2020 FTFT² cohort Retention Rate: 78.3%				

Diversity Overview



5-Year Trend: 15th day of classes



15-Day Estimates

Headcount	19,332
SCH	232,805

Notes:

1. FTIC=First Time in College
2. FTFT=First-Time Full-Time

For a Closer Look ...

The Office of Institutional Research continues to build analytics capacity to drive decisions with data. For more information, please visit <https://www.bgsu.edu/institutional-research/StudentReports/hc-sch-fte-dashboard.html>