

MAIN STANDARDS



Type E.2 C10602 - Rotated
6.25"w X 8.5"h



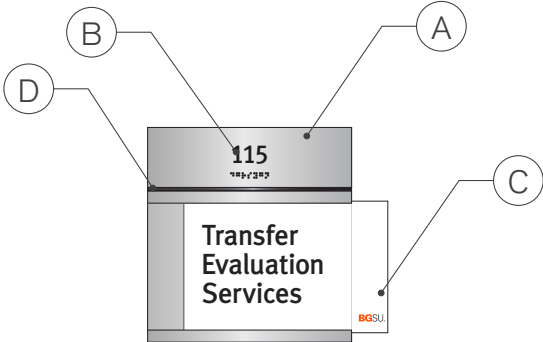
Type E.2c
Alternate Layout



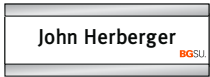
Type E.2
Alternate Layout



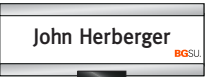
Type E.2
Alternate Layout



Type I F01B-G1
8.5"w X 9.0"h
Accommodates 5.5"h Insert
Departments



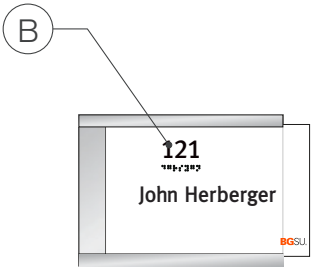
Type L WS10301
8.5"w X 3.0"h
Accommodates 2.1875"h Insert
Mounting TBD



Type L.1 WS10301 + DSX-002.3
8.5"w X 3.0"h
Accommodates 2.1875"h Insert
Desk Stand



Type L.2 WS10301
8.5"w X 3.0"h
Accommodates 2.1875"h Insert
Raised Number & Braille on Lens
Mounting TBD



Type L.4 C10601
8.5"w X 6.3"h
Accommodates 5.5"h Insert
Raised Number & Braille on Lens
Mounting TBD



Type L.4
Alternate Layout

takeform

11601 Maple Ridge Rd, Medina, NY, 14103
P 800.528.1398 F 585.798.8889
www.takeform.net

Rendering

Project:
BGSU

Date: 04.04.19
Drawn By: AKD

Filename:
BOW0001_Customer_STR_2019.ai

Design Review By:

Revisions:
04.11.19JM removed signs
04.15.19UH move and add sign
04.17.19CAO move sign, edit insert copy

Scale: 1 1/2" = 1'

Fusion™|01

Notes:
Sign copy shown is for sample purposes only

Window Backer if required:
▪ Fusion w/o Backer: To match Face


Product Approval

☐ As Is ☐ As Noted
Approved By: _____
Date: _____


BLK

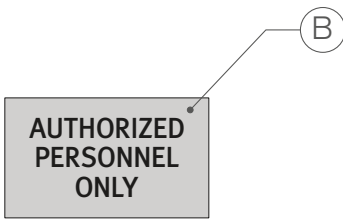
Face Finish
 (A) **LM101** Satin Silver

Raised Copy
 (B) **CO101** Black
Font: Meta (ADA)

Insert
 (C) Media: White Paper
Copy: Meta (ADA)
Graphics/Copy color: Black
Logo: Artwork on RND

Metal Accent
 (D) Black

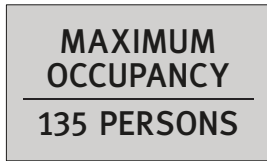
Direct Print Copy
 (E) Black
Font: Meta (ADA)



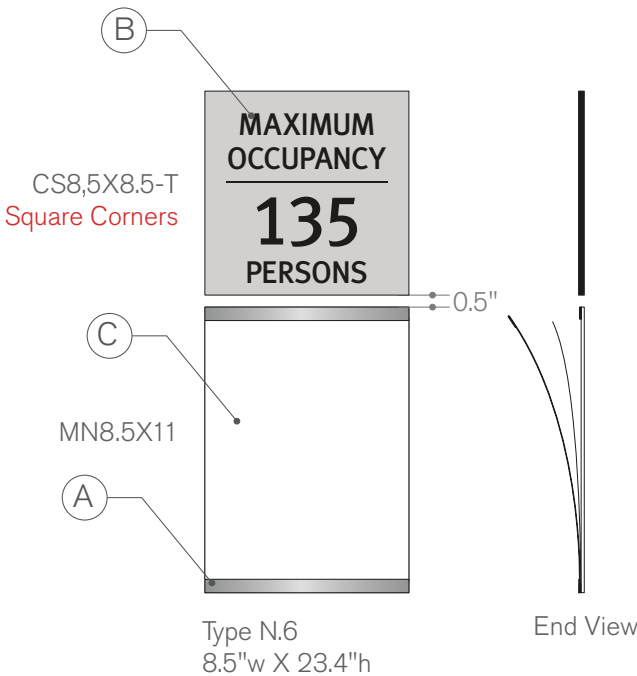
Type N.3 CS8,5X5
8.5"w X 5.0"h



Type N.3
Alternate Layout




Type N.4 CS11X6,5-T
11.0"w X 6.5"h



Type L.2 Window Backer
8.5"w X 3.0"h



Type H Window Backer
8.5"w X 5.625"h





Type L.4 Window Backer
8.5"w X 6.31"h



Type I Window Backer
8.5"w X 8.935"h

Bezel Finish
 **A** C0601 Satin Silver

ACM
 **B** 50% Dove & Black
Font: Meta (ADA)

Insert
 **C** Media: White Paper
Copy: Meta (ADA)
Graphics/Copy color: Black
Logo: Artwork on RND

ACM
 **D** 50% Dove, Black, Poinsettia
Font: Meta (ADA)

Rendering

Project:

BGSU

Date:

04.04.19

Drawn By:

AKD

Filename:

BOW0001_Customer_STR_2019.ai

Design Review By:

Revisions:

04.11.19JM removed signs

04.15.19UH move and add sign

04.17.19CAO move sign, edit insert copy

Scale: 1 1/2" = 1'

Fusion™ | 01

Notes:

Sign copy shown is for sample purposes only

Window Backer if required:

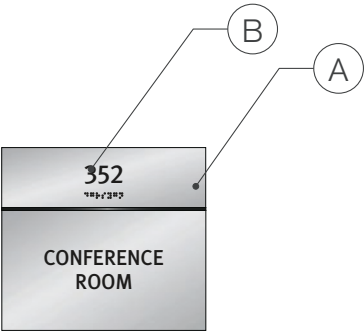
• Fusion w/o Backer: To match Face

Product Approval

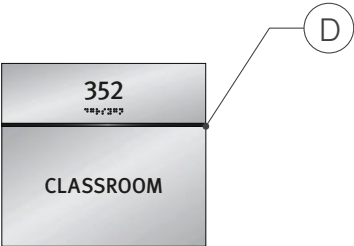
☐ As Is ☐ As Noted

Approved By: _____

Date: _____



Type E.3 F01B-F2
8.5"w X 7.75"h



Type E.3 F01B-F2
Alternate Layout




Type J.2 F01B-D2S
8.5"w X 7.75"h



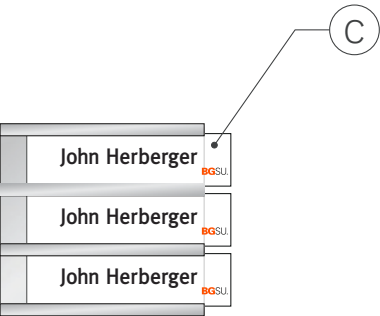
Type G F01B-BH
8.5"w X 2.5"h



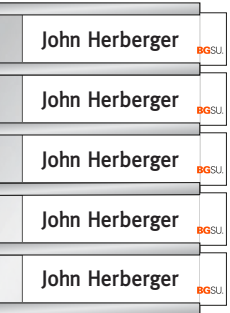
Type G.3 F01B2-BH
8.5"w X 4.5"h



Type H F01B-D1
8.5"w X 5.75"h
Accommodates 2.1875"h Insert



Type L.3 WS10301-Tx3
8.5"w X 8.0"h
Accommodates (3) 2.1875"h Inserts
Mounting TBD



Type L.5 C10301-Tx5
8.5"w X 13.0"h
Accommodates (5) 2.1875"h Inserts
Mounting TBD

BLK

Face Finish
LM101 Satin Silver

Raised Copy
CO101 Black
Font: Meta (ADA)

Insert
Media: White Paper
Copy: Meta (ADA)
Graphics/Copy Color: Black
Logo: Artwork on RND

Metal Accent
Black

takeform

11601 Maple Ridge Rd, Medina, NY, 14103
P 800.528.1398 F 585.798.8889
www.takeform.net

Rendering

Project:
BGSU

Date: 04.04.19 Drawn By: AKD

Filename:
BOW0001_Customer_STR_2019.ai

Design Review By:

Revisions:
04.11.19JM removed signs
04.15.19UH move and add sign
04.17.19CAO move sign, edit insert copy

Scale: 1 1/2" = 1'

Fusion™|01

Notes:
Sign copy shown is for sample purposes only

Window Backer if required:
▪ Fusion w/o Backer: To match Face

Product Approval

☐ As Is☐ As Noted

Approved By: _____

Date: _____

STAIRS



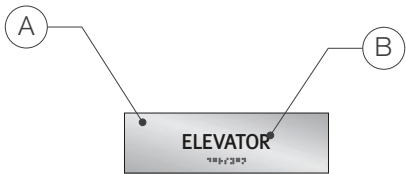
Type E C10602 - Rotated
6.25"w X 8.5"h



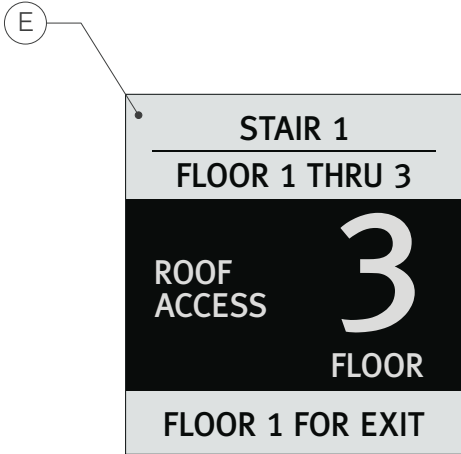
Type E.a C20602 - Rotated
6.31"w X 11.0"h



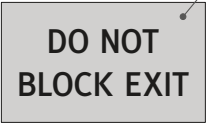
Type E.4 C10602 - Rotated
6.25"w X 8.5"h



Type G F01B-BH
8.5"w X 2.5"h



Type N CS14X15-T
14.0"w X 15.0"h
Square Corners



Type N.7 CS8,5X5
8.5"w X 5.0"h
Square Corners
Stud Mount




Type N.7
Alternate Layout

NOTICE HOLDERS/EVACS




Type I.2 C10601
8.5"w X 6.25"h
Accommodates 5.5"h Insert



Type O MN8.5X11
8.5"w X 11.9"h
Accommodates Insert
Also for portrait evacuation



Type O.1 MN11X8.5
11.0"w X 9.4"h
Accommodates Insert
Also for landscape evacuation



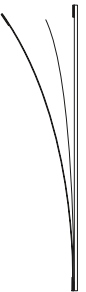
Type O.2 MN11X17
11.0"w X 17.9"h
Accommodates Insert



Type O.3 MN17X11
17.0"w X 11.4"h
Accommodates Insert



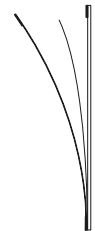
End View



End View



End View



End View

BLK

Face Finish
A LM101 Satin Silver

Raised Copy
B CO101 Black
Font: Meta (ADA)

Insert
C Media: White Paper
Copy: Meta (ADA), Bold, Medium, Roman
Graphics/Copy Color: Black
Logo: Artwork on RND

Direct Print Copy
D Black
Font: Meta (ADA)

ACM
E Direct Print:
50% Dove & Black
Font: Meta (ADA)

Bezel Finish
F C0601 Satin Silver

takeform

11601 Maple Ridge Rd, Medina, NY, 14103
P 800.528.1398 F 585.798.8889
www.takeform.net

Rendering

Project:
BGSU

Date: 04.04.19
Drawn By: AKD

Filename:
BOW0001_Customer_STR_2019.ai

Design Review By:

Revisions:
04.11.19JM removed signs
04.15.19UH move and add sign
04.17.19CAO move sign, edit insert copy

Scale: 1 1/2" = 1'

Fusion™ | 01

Notes:
Sign copy shown is for sample purposes only

Window Backer if required:
• Fusion w/o Backer: To match Face

Product Approval

☐ As Is ☐ As Noted

Approved By: _____

Date: _____

BUILDING FLOOR ENTRY AREAS

Rendering

Project:
BGSU

Date: 04.04.19
Drawn By: AKD

Filename:
BOW0001_Customer_STR_2019.ai

Design Review By:

Revisions:
04.11.19JM removed signs
04.15.19UH move and add sign
04.17.19CAO move sign, edit insert copy

Scale: 1 1/2" = 1'

Fusion™|01

Notes:
Sign copy shown is for sample purposes only


Window Backer if required:
▪ Fusion w/o Backer: To match Face

Product Approval


☐ As Is☐ As Noted

Approved By: _____

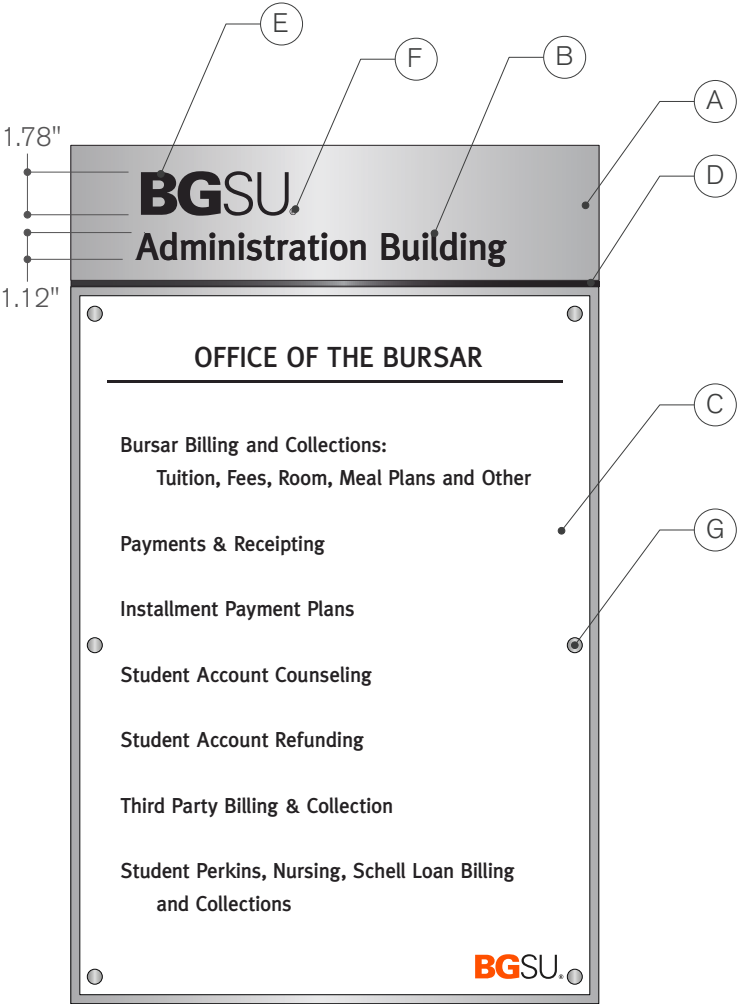
Date: _____



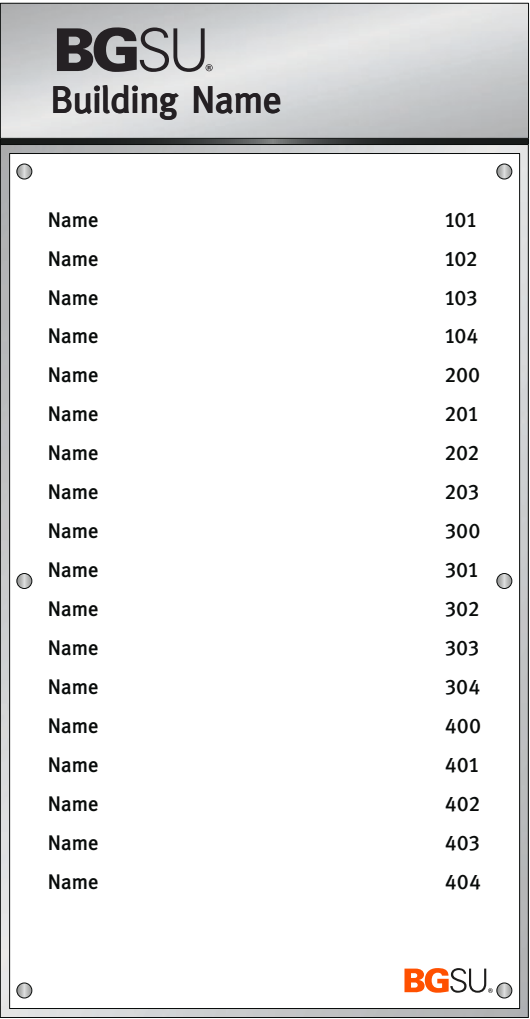
Type A Custom
24"w X 28.5"h
(2) .187 NG Directory Lens
Accommodates 24"w X 28.5"h Insert
Flush Mount



Type A.4 Custom
24"w X 36"h
(2) .187 NG Directory Lens
Accommodates 24"w X 36"h Insert
Flush Mount



Type A.2 F01F-WB-1
22"w X 35.75"h
Accommodates 21.25"w X 29.125"h Insert



Type A.6 F01F-ABB-1
22.0"w X 42.25"h
Accommodates 21.25"w X 35.625"h

BLK

Face Finish
 (A) LM101 Satin Silver

Raised Copy
 (B) CO101 Black
Font: Meta (ADA)

Insert
 (C) Media: White Paper
Copy: Meta (ADA)
Graphics/Copy Color: Black
Logo: Artwork on RND

Metal Accent
 (D) Black

Raised Logo
 (E) CO101 Black
Logo: Artwork on RND

Direct Print
 (F) Black on 220 Clear Enamel Vinyl

Metal Accent
 (G) 5/8" Natural Caps

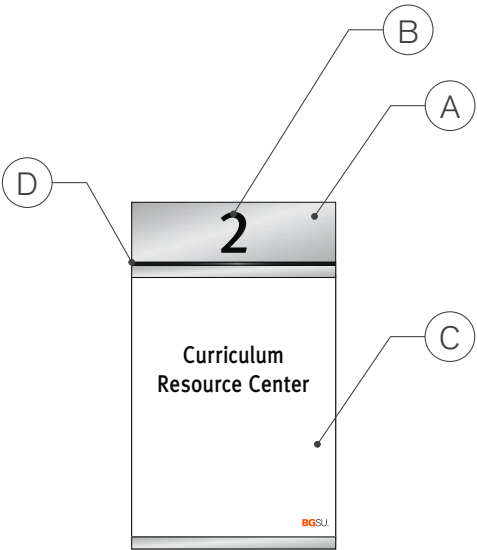
WAYFINDING



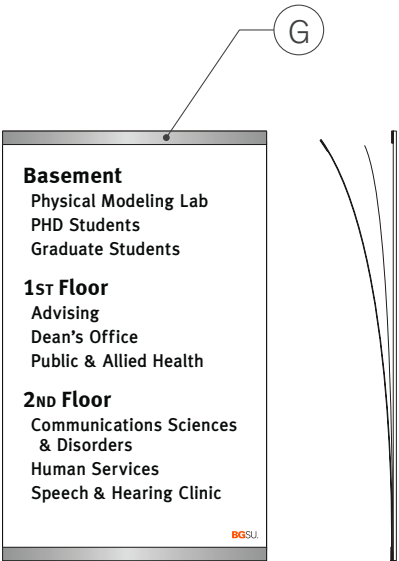
Type B F01C-W1
11"w X 21"h
Accommodates 17"h Insert



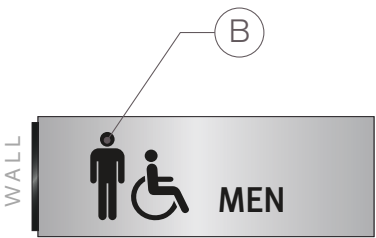
Type B
Alternate Layout



Type B.2 F01B-N1
8.5"w X 14.5"h
Accommodates Insert
Accommodates 11"h Insert



Type O.2 MN11X17
11.0"w X 17.9"h
Accommodates 17"h Insert



Type M F01D-BA-F
14.25"w X 5.0"h
Double-Sided Flag Mount



Type M.4 Lens Assembly of C30601
14.25"w X 6.3"h
Accommodates 5.5"h Insert
Double-Sided Flag Mount

takeform

11601 Maple Ridge Rd, Medina, NY, 14103
P 800.528.1398 F 585.798.8889
www.takeform.net

Rendering

Project:
BGSU

Date: 04.04.19
Drawn By: AKD

Filename:
BOW0001_Customer_STR_2019.ai

Design Review By:

Revisions:
04.11.19JM removed signs
04.15.19UH move and add sign
04.17.19CAO move sign, edit insert copy

Scale: 1 1/2" = 1'

Fusion™|01

Notes:
Sign copy shown is for sample purposes only

Window Backer if required:
• Fusion w/o Backer: To match Face

Product Approval

☐ As Is☐ As Noted

Approved By: _____

Date: _____

BLK


Face Finish

 (A) **LM101** Satin Silver

Raised Copy

 (B) **CO101** Black
Font: Meta (ADA)

Insert

 (C) Media: White Paper
Copy: Meta (ADA), Bold
Graphics/Copy Color: Black
Logo: Artwork on RND
Speech & Hearing Logo: **Client to provide artwork**

Metal Accent

 (D) Black

Raised Logo

 (E) **CO101** Black
Logo: Artwork on RND

Direct Print

 (F) Black on 220 Clear Enamel Vinyl

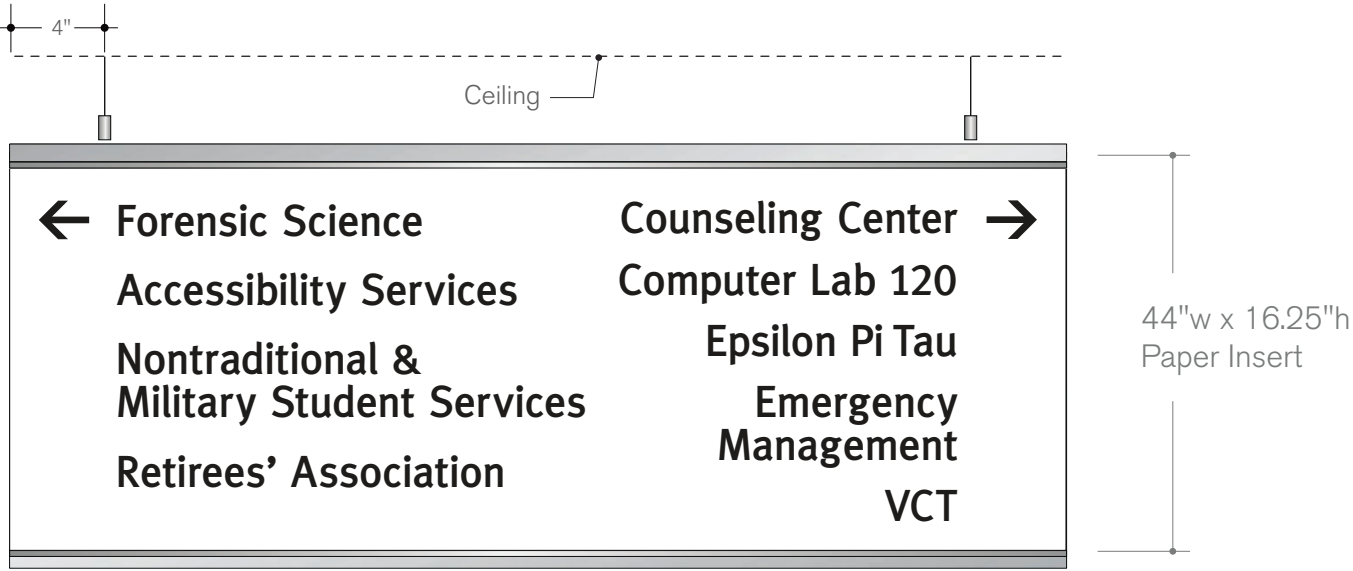
Bezel Finish

 (G) **C0601** Satin Silver

WAYFINDING - CEILING



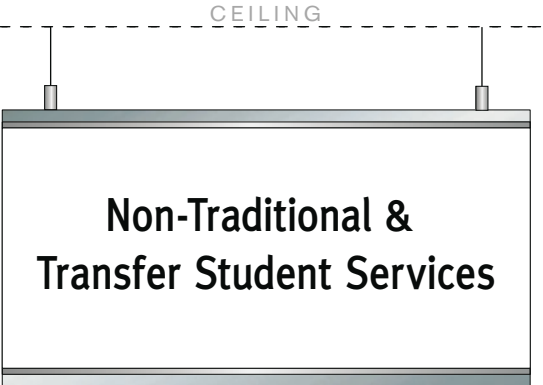
Type C.2-1S V711-3S
44.0"w X 7.0"h
Double Sided Overhead, Accommodates 5.82"h Insert



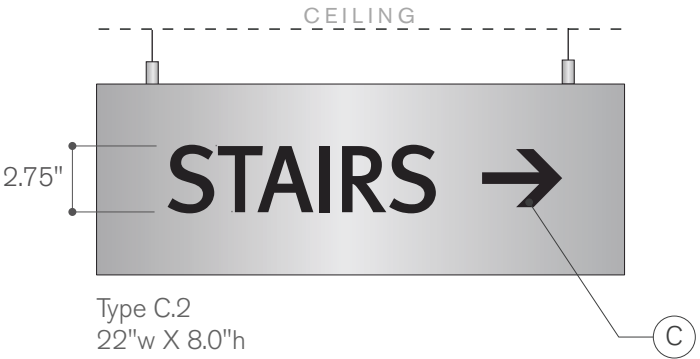
Type C.4 Custom
44.0"w X 17.68"h
Single Sided Overhead, Accommodates Insert



Type C-1S V511-3S
22.0"w X 7.0"h
Double Sided Overhead, Accommodates 5.82"h Insert



Type C-2S V531-3S
22.0"w X 11.5"h
Double Sided Overhead, Accommodates 10.3"h Insert



Type C.2
22"w X 8.0"h
Double-Sided

BLK

Face Finish
LM101 Satin Silver

Vinyl Copy
220-22 Matte Black
Font: Meta (ADA)

Insert
Media: White Paper
Copy: Meta (ADA)
Graphics/Copy Color: Black

takeform

11601 Maple Ridge Rd, Medina, NY, 14103
P 800.528.1398 F 585.798.8889
www.takeform.net

Rendering

Project:
BGSU

Date: 04.04.19
Drawn By: AKD

Filename:
BOW0001_Customer_STR_2019.ai

Design Review By:

Revisions:
04.11.19JM removed signs
04.15.19UH move and add sign
04.17.19CAO move sign, edit insert copy

Scale: 1 1/2" = 1'

Fusion™|01


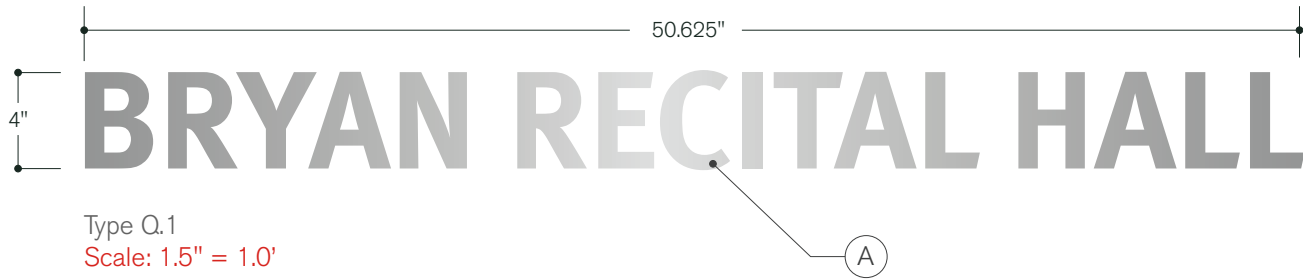
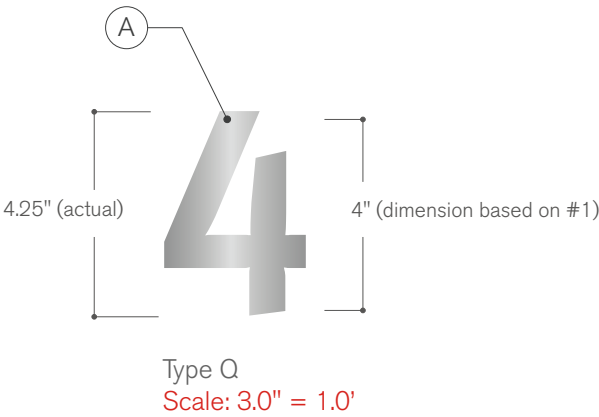
Notes:
Sign copy shown is for sample purposes only

Window Backer if required:
Fusion w/o Backer: To match Face

Product Approval

<input type="checkbox"/> As Is	<input type="checkbox"/> As Noted
Approved By: _____	
Date: _____	

INDIVIDUAL LETTERS



takeform

11601 Maple Ridge Rd, Medina, NY, 14103
P 800.528.1398 F 585.798.8889
www.takeform.net

Rendering

Project:
BGSU

Date: 04.04.19 Drawn By: AKD

Filename:
BOW0001_Customer_STR_2019.ai

Design Review By:

Revisions:
04.11.19JM removed signs
04.15.19UH move and add sign
04.17.19CAO move sign, edit insert copy


Ethos
LETTERS & LOGOS

- Notes:
- Client to verify mounting method
 - Logos are subject to modification based on final fabrication method.


Product Approval

☐ As Is ☐ As Noted
Approved By: _____
Date: _____


Laminate Letters

 (A) Finish: **LM101** Satin Silver
Typeface: Meta Bold
Thickness: 0.25"
Edge: Black
Mounting: Tape Flush

Painted Acrylic

 (B) Finish (face & edge): Black
Logo: BOW0001_Logo.ai
Thickness: .25"
Mounting: Stud Flush

Solid Aluminum

 (C) Thickness: .25"
Finish: Brushed & Anodized Black
Brush Direction: Vertical
Typeface: ADA Meta
Mounting: Tape Flush