

Student Success Statistics

June 2013

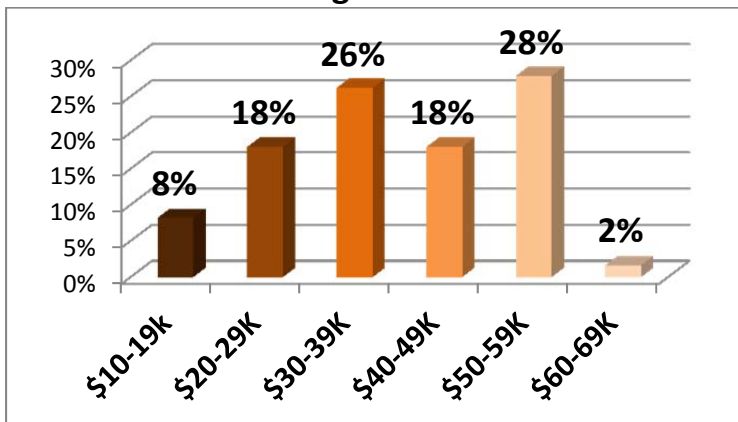
BGSU College of Technology, Architecture and Applied Engineering

*Job placement and salary data is based on self-reported student survey of 101 graduates at time of graduation in May 2013.
Graduation rates are based on 2005 Cohort data provided by BGSU's Office of Institutional Research*

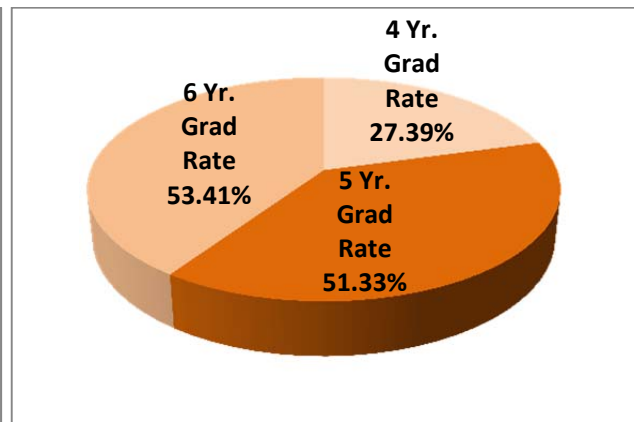
Summary

	Job Placement at Graduation (2013)	Majority Starting Salaries (2013)	Average 4 to 6 year Graduation Rate (2005 Cohort)	Job Placement by Industry (2013)	Average GPA (2005 Cohort)
Architecture & Environmental Design	52%	\$20,000 - \$49,000	32%	Architecture, Construction, Steel	3.13
Aviation Studies	67%	\$30,000 - \$39,000	39%	Aerospace, Military	3.16
Construction Management	96%	\$50,000 - \$59,000	59%	Construction, Electrical Power	2.92
Engineering Technology	80%	\$10,000 - \$59,000	17%	Military, Automotive, Manufacturing, Engineering	3.19
Visual Communication Technology	42%	\$20,000 - \$39,000	60%	Print, Internet, Photography, Marketing, Mass Media	3.07
Overall C-TAAE	65%	\$30,000 - \$59,000	44%		3.05

Overall Starting Salaries



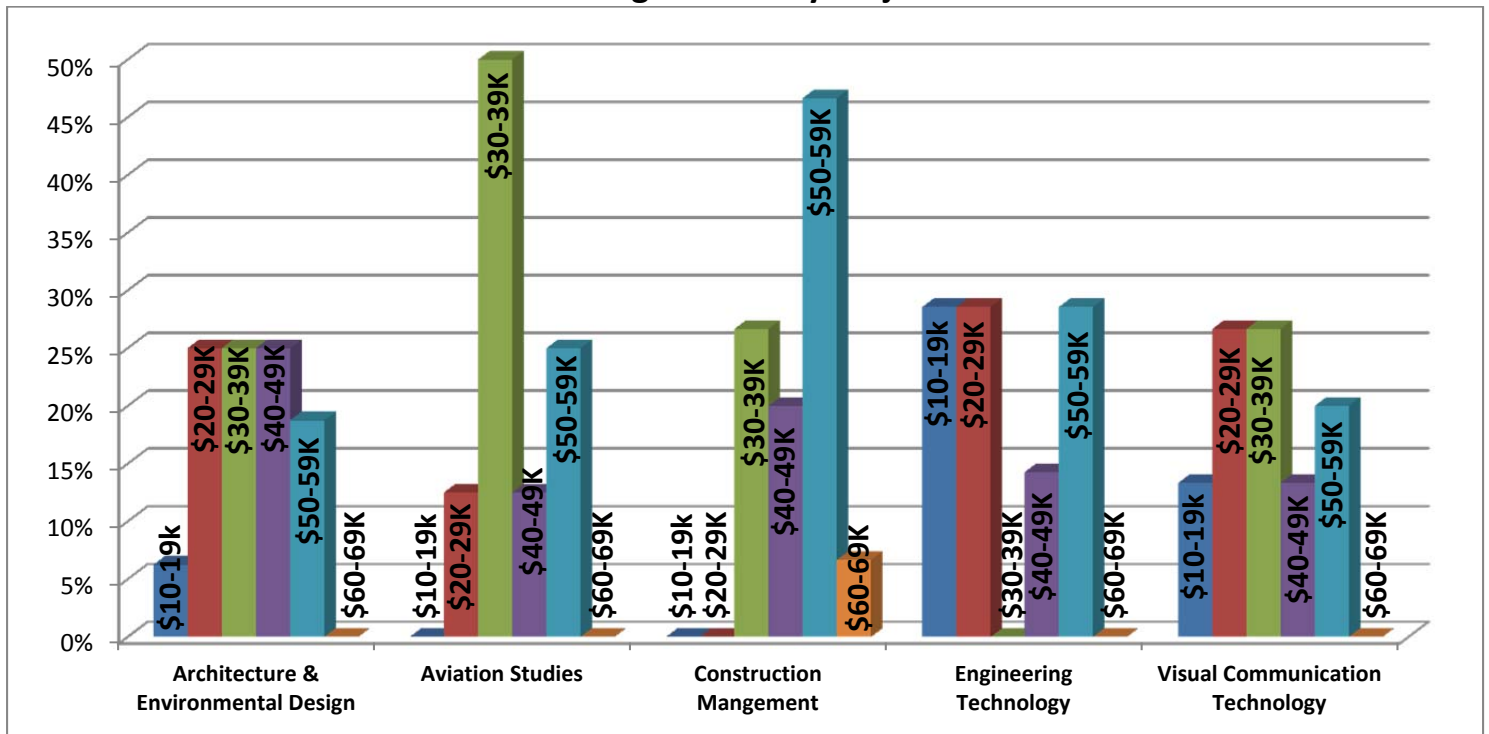
Overall Graduation Rates



Results based on 61 respondents

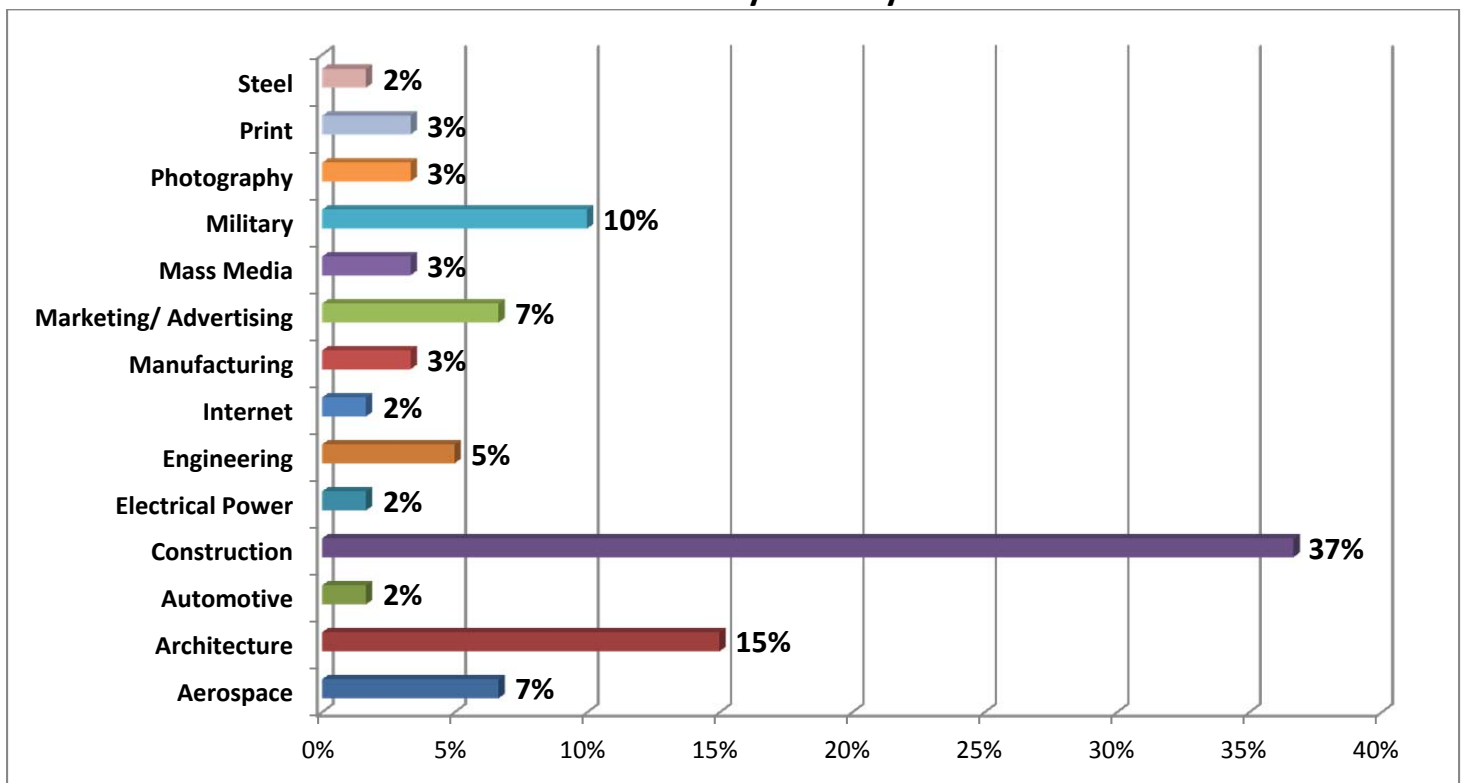
Average GPA: 3.05

Starting Salaries by Major



Results based on 61 respondents

Placement by Industry



Results based on 60 respondents