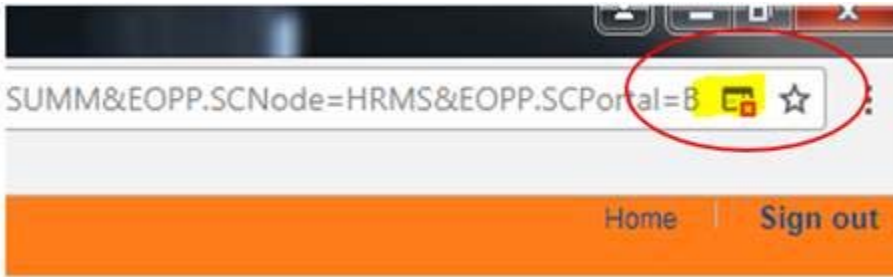


Here are some helpful tips if you are trying to use Chrome or Safari browsers:

**Chrome:**

If you select the make payment button and the browser does not advance/load the next page.

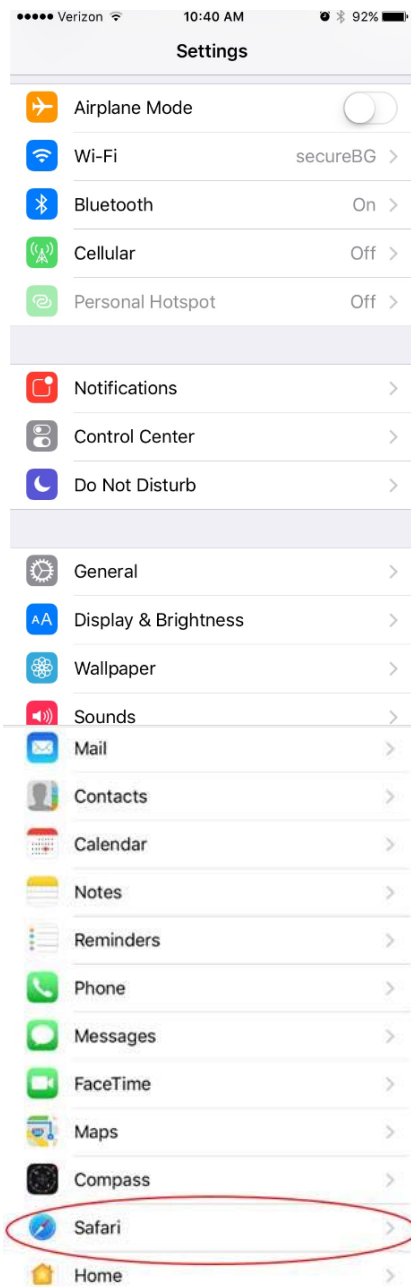


Look at the right hand corner of the URL field. If there is a window with a red X on it, the pop up blocker is on and stopping the page from loading. In this case, you should click the red X and select Always allow pop ups from\_\_\_\_\_ . Upon selecting this setting, select Make Payment again. This should resolve the issue.

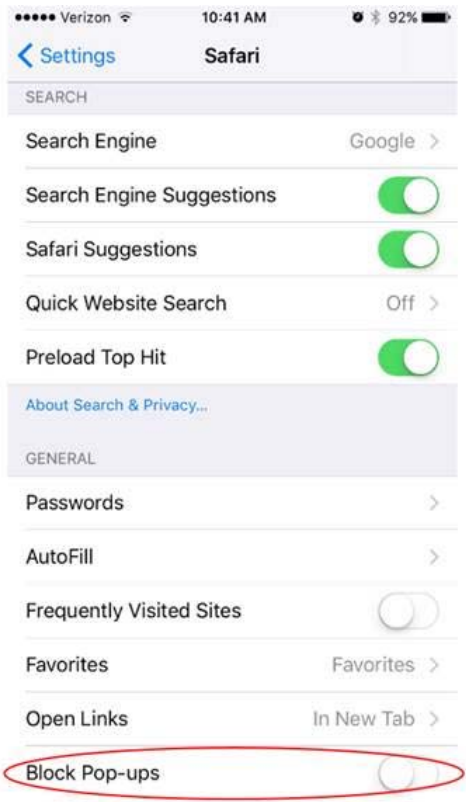
## Safari



## Go to Settings



Scroll down to the Safari settings and select it.



Set the Block Pop-ups setting to off. Return to the browser and select the Make Payment button again. This should resolve the issue.

Questions? Call 419.372.2815