

*PEOPLESOFT FULL HOUSE PROGRAM
PROJECT KICK OFF*

CSS PeopleTools 8.54 Upgrade
February 8, 2016

Agenda

Background / Review

Where Are We?

Program Timeline and Approach

Program Delivery Model

CSS PeopleTools 8.54 Upgrade

SharePoint Project Management

The Plan for Success

Upcoming Events

Questions

The History of the PeopleSoft Application Road Map/Full House Project

Product Support End Dates

CSS 9.0	Dec-2018	
CSS/HCM 9.0	Jun-2015	Complete
HCM 9.0	Jun-2015	Complete
HCM 9.1	Sep-2017	N/A
FMS 9.1	Nov-2017	
Tools 8.51	Oct-2013	Complete
FMS Tools 8.54	Feb-2016	In Progress

PeopleTools 8.54 Upgrade Timeline – HCM/FMS/CSS

Jul	Aug	Sep	Oct	Nov	Dec	Jan	Feb	Mar	Apr	May	Jun
2015						2016					

HCM PeopleTools 8.54 Upgrade
 7/16/2015 – 10/25/2015

FMS PeopleTools 8.54 Upgrade
 10/26/2015 – 2/26/2016

CSS PeopleTools 8.54 Upgrade
 2/28/2016 – 6/10/2016
 (tentative)

WHERE ARE WE?

We are *HERE*

The PeopleSoft Application Road – 3 year project

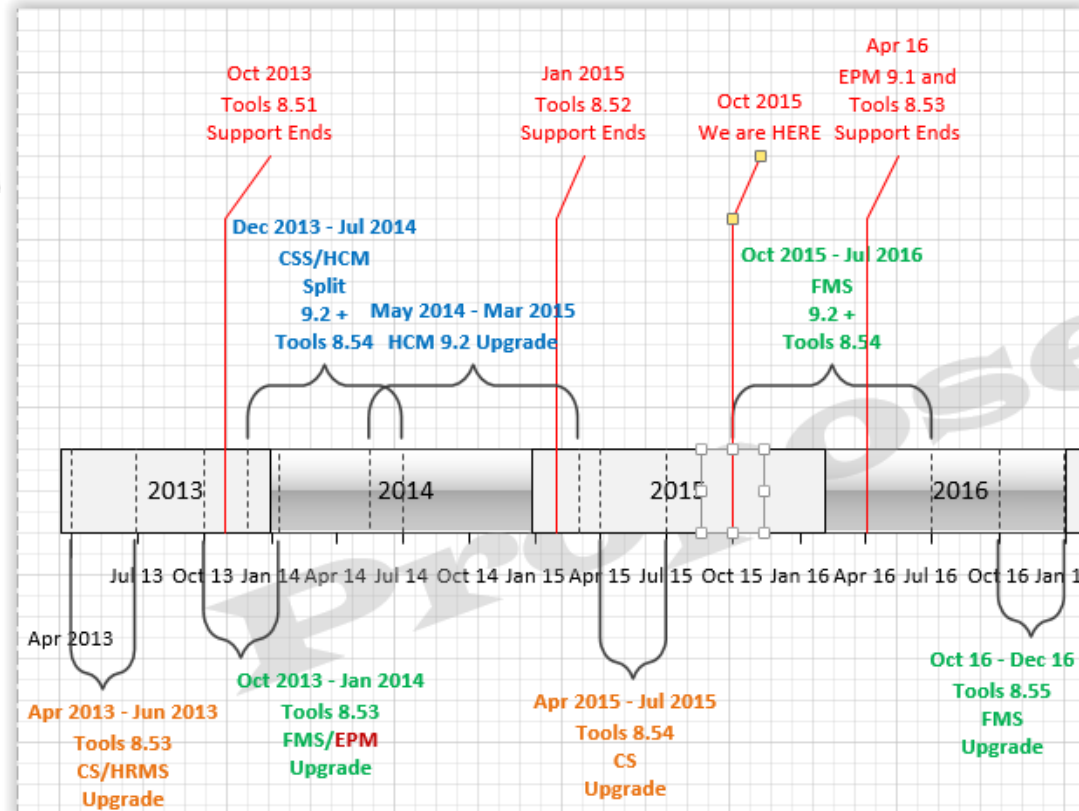
We have:

- Successfully completed 2.0 years of activities



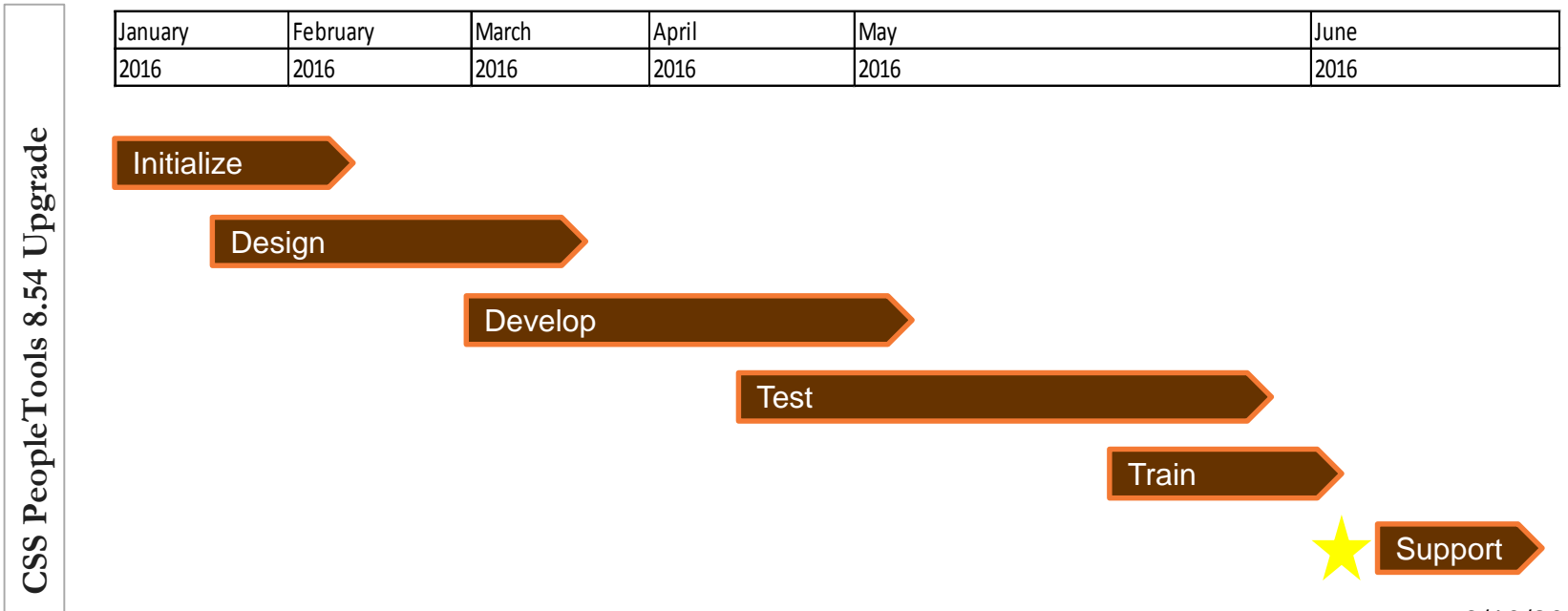
We are:

- On target
- Moving forward



*PROJECT TIMELINE
AND
APPROACH*

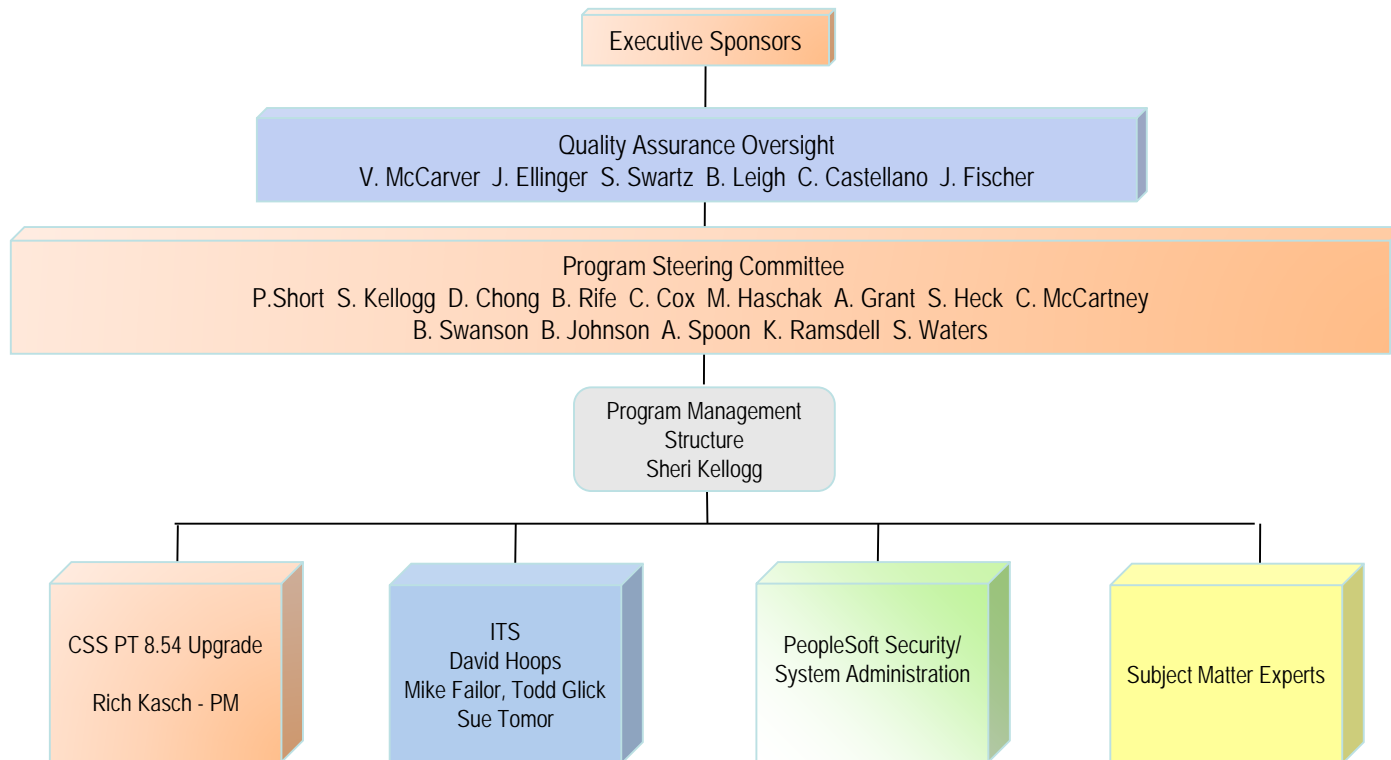
Delivery Timeline



PROJECT DELIVERY MODEL

Governance Structure

Program Governance Structure



CSS PEOPLETOOLS 8.54 UPGRADE

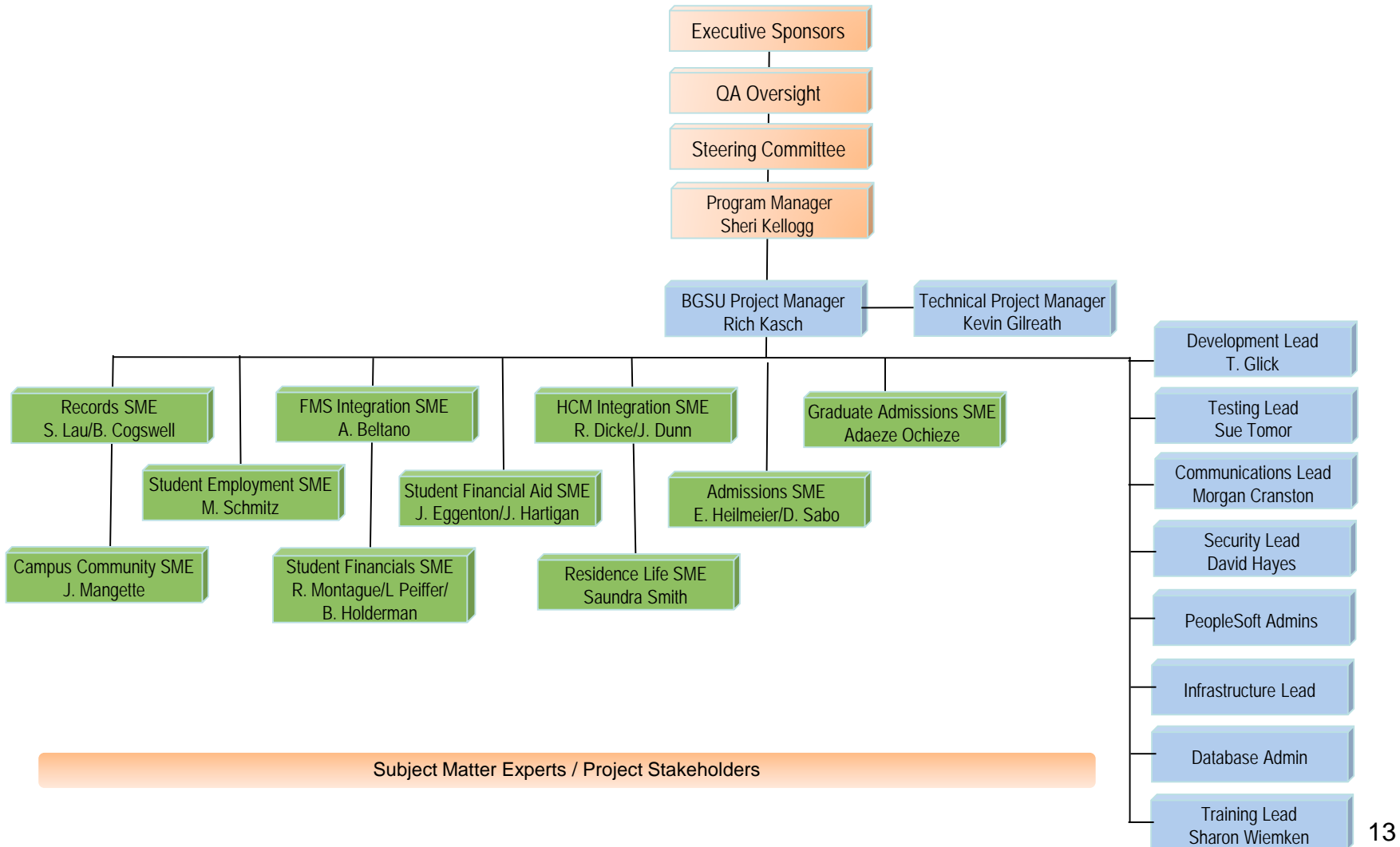
Project Highlights

CSS PeopleTools 8.54 Upgrade— Project Highlights

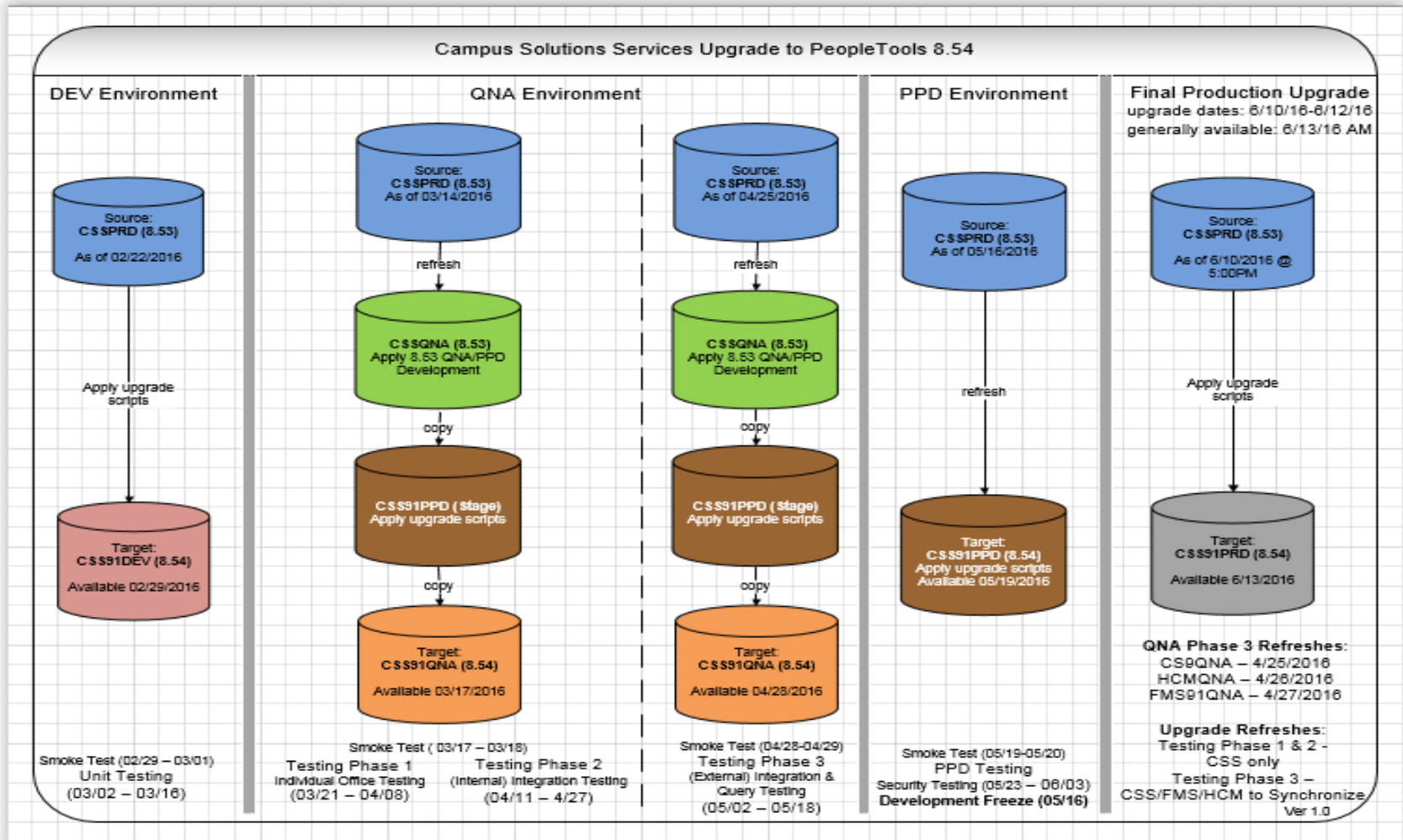
Core CSS

- Perform the Traditional CSS PeopleTools 8.54 Upgrade
- No new delivered functionality will be installed or turned on
- Unless deemed necessary, Maintenance Bundle 41 will not be installed until after the CSS PeopleTools upgrade
- New CSS development with go-live dates during or shortly after the CSS PeopleTools upgrade will be evaluated on a case by case basis to determine:
 - Testing strategies
 - Implementation dates
- Install PeopleTools 8.54 branding and custom login screen

CSS PeopleTools 8.54 Upgrade - Structure



CSS PeopleTools 8.54 Testing Environments



CSS PeopleTools 8.54 Project Plan

Last Updated: 2/01/2016		Week Beginning (Monday Date):																						
		Jan-18	Jan-25	Feb-1	Feb-8	Feb-15	Feb-22	Feb-29	Mar-7	Mar-14	Mar-21	Mar-28	Apr-4	Apr-11	Apr-18	Apr-25	May-2	May-9	May-16	May-23	May-30	Jun-6	Jun-13	
PeopleSoft CSS PeopleTools 8.54 Upgrade																								
Phase	Initialize	7 Weeks																						
Activity	Planning & Startup	G	X	X	X	X	X	X																
Activity	DMO Server/Environment Build	G			X	X																		
Activity	DEV Server/Environment Build	N				X	X																	
Activity	QNA Server/Environment Build	N					X	X					X	X										
Activity	PPD Server/Environment Build	N													X	X								
Phase	Customization & Development	10 Weeks																						
Activity	Compare Report Results	N			X	X	X	X	X	X	X													
Activity	Remove Outdated Objects	N			X	X	X	X	X	X	X													
Activity	Branding	N			X	X	X	X	X	X	X	X												
Activity	Rework & PS_HOME	N			X	X	X	X	X	X	X	X												
Phase	Development	6 Weeks																						
Activity	Development	N				X	X	X	X	X	X													
Activity	Unit Test--DEV	N								X	X	X												
Phase	Test, Train, Implement	16 Weeks																						
Activity	Test Move 1	N								X	X													
Activity	Individual Office Testing--QNA	N										X	X	X										
Activity	Module Integration Testing--QNA	N												X	X	X								
Activity	Test Move 2	N												X	X									
Activity	Synchronized Environment Integration Testing--QNA	N															X	X	X					
Activity	Test Move 3	N															X	X						
Activity	Security Testing--PPD	N																			X	X		
Activity	Training	N																			X	X		
Activity	Go-Live (6/10/16 - 6/12/16)	N																						★
Activity	Support	N																						X

G On Track	N Not Started
A At Risk	H On Hold
R Off Track	C Completed

CSS PeopleTools 8.54 Upgrade Project— Testing Strategy

Functional Lead Role

- Create/modify test script documents
- Test all processes within your area
- Record results on the testing spreadsheets
- Report any issues with testing to Sue Tomor

Test Scripts

- Feedback needed
- Inspect lists
- Insert new processes as needed

SHAREPOINT PROJECT MANAGEMENT

SharePoint Tool for Project Management

The screenshot shows a SharePoint interface for a site named 'PT FMS 8.54 Upgrade -Testing'. The top navigation bar includes 'Office 365' and 'Sites'. Below the navigation, there are tabs for 'BROWSE', 'FILES', and 'LIBRARY'. The main content area displays a list of documents with columns for Name, Project Name, Project ID, Created, Modified, Modified By, Created By, and Content Type. The list contains three entries related to the 'PT FMS 8.54 Upgrade' project.

Name	Project Name	Project ID	Created	Modified	Modified By	Created By	Content Type
PT FMS 8.54 Upgrade - Accounts Payable	PT FMS 8.54 Upgrade	15.0	Tuesday at 4:53 PM	Tuesday at 4:53 PM	Richard Thomas Kasch	Richard Thomas Kasch	Project Folder Content Type
PT FMS 8.54 Upgrade - General Ledger	PT FMS 8.54 Upgrade	15.0	Tuesday at 4:54 PM	Tuesday at 4:54 PM	Richard Thomas Kasch	Richard Thomas Kasch	Project Folder Content Type
FMS Upgrade PT 8.54 Testing Cycles	PT FMS 8.54 Upgrade	15.0	Tuesday at 2:55 PM	Tuesday at 4:25 PM	Richard Thomas Kasch	Richard Thomas Kasch	Other

SharePoint Tool for Project Management

» SharePoint Training classes

- SharePoint Training is underway for University offices
- Next classes (Introductory classes):
 - March 7, 2016 @ 1:15 p.m. in Huntington 142
 - April 12, 2016 @ 1:15 p.m. in Huntington 142
 - May 18, 2016 @ 8:15 a.m. in Huntington 142
 - Register at:
 - [Infopro.bgsu.edu](http://infopro.bgsu.edu)
- Sharon Wiemken, ITS
 - swiemke@bgsu.edu
 - 2-3472

CSS PeopleTools 8.54 Upgrade Project— Testing Spreadsheets

Module/ Test #	Process Area	Test Script Description/Business Process	Expected Result
HR-001	Employee Hire	Example Test Script Entry Add a new person in CSS and validate the new person is available in HCM	Person is available in CSS and HCM
HR-001	Creat New Job Opening	Create New Job Opening by Position Number Create New Job Opening by Job Code	Job Opening by Position Number is created successfully Job Opening by Job Code is created successfully
HR-002	Find Applicant	Find an existing Applicant Apply to an open Job	Able to find an existing Applicant Able to attach the existing Applicant to an open job
HR-003	Add an Applicant	Add a new External applicant Add a new Internal applicant	Successfully added an external applicant and attach to an open job Successfully added an internal applicant and attach to an open job
HR-004	Find Job Opening	Find an Open Job Find a Closed Job	Able to find Open Jobs sucessfully Able to find closed Jobs sucessfully
HR-005	Applicant to Hire Process	Internal Candidate External Candidate	Applicant is sent to Manage Hire Applicant is sent to Manage Hire
HR-006	Add Personal Information	Add Personal Data	Personal Data is available in CSS and HCM
HR-006	Update Personal Information	Update address	Address is changed and Personal Data is available in CSS and HCM
HR-007		Update Primary name	Primary name is change and Personal Data is available in CSS and HCM

CSS PeopleTools 8.54 Upgrade Project— Testing Scorecard

<u>Testing Scorecard</u> (as of 12/21/15) Upgrade Testing		QNA - Phase 1 Individual Office Test --Functional Leads (12/21/15 - 1/22/16)			
System	Area/Module	Total Test Scripts	Tests Executed	# of Open Defects	% of Scripts Tested
PeopleSoft	Accounts Payable	26	26	1	100.00%
PeopleSoft	General Ledger	13	13	0	100.00%
PeopleSoft	Purchasing	31	31	4	100.00%
PeopleSoft	Billing	130	125	2	96.15%
PeopleSoft	Accounts Receivable	29	28	1	96.55%

THE PLAN FOR SUCCESS

The Plan for Success

- Project Success will come from balancing multiple priorities, not declaring one over the other
- Communicating early and often will avoid last minute “Hail Mary's”



Projects in Progress as of 2/1/2016

- FUND Project—BGSU Foundation
- Rewrite of SciQuest Interface
- Full House Business Automation--
 - Phase 1 and 2
- Guest Access
- Slate implementation, Grad Admissions
- In-House Student eRefunding
- Automated Scholarship Maintenance
- U.Achieve

Vacation Schedules

- Please communicate all scheduled vacations ASAP
- Coordination is key
- If you have vacation plans already scheduled and cannot be moved, please communicate that to project management as soon as possible



Plans for Communication

Project Meeting Structure

- Bi-weekly Program Steering Meetings
- Weekly Project Meetings Technical Team and Functional Leads
- Monthly QA Meetings (Business Area Leadership Representation)
- Monthly Dashboard status report that will be posted on the Full House web site and shared with project governance

Project Web Site – www.bgsu.edu/fullhouse

- Project Time Line
- Testing Schedule
- Risk and Issues

Team Communications

- Listservs to be created to have a consistent communication channel



UPCOMING EVENTS

Upcoming Events/Information

Technical Lead Meetings

TBD

Functional Lead Meetings

TBD

Project web site:

<http://www.bgsu.edu/its/services/peoplesoft/ps-roadmap/fullhouse.html>

Project email address:

FullHouse@bgsu.edu

Questions and Answers



www.clipartof.com - 75379