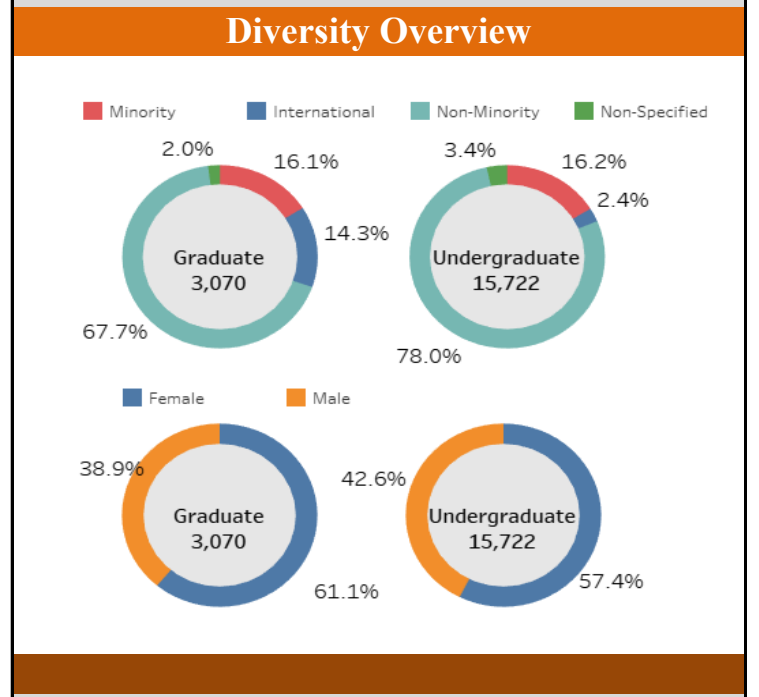


Fall 2022 Headcount Enrollment (as of 15th day)

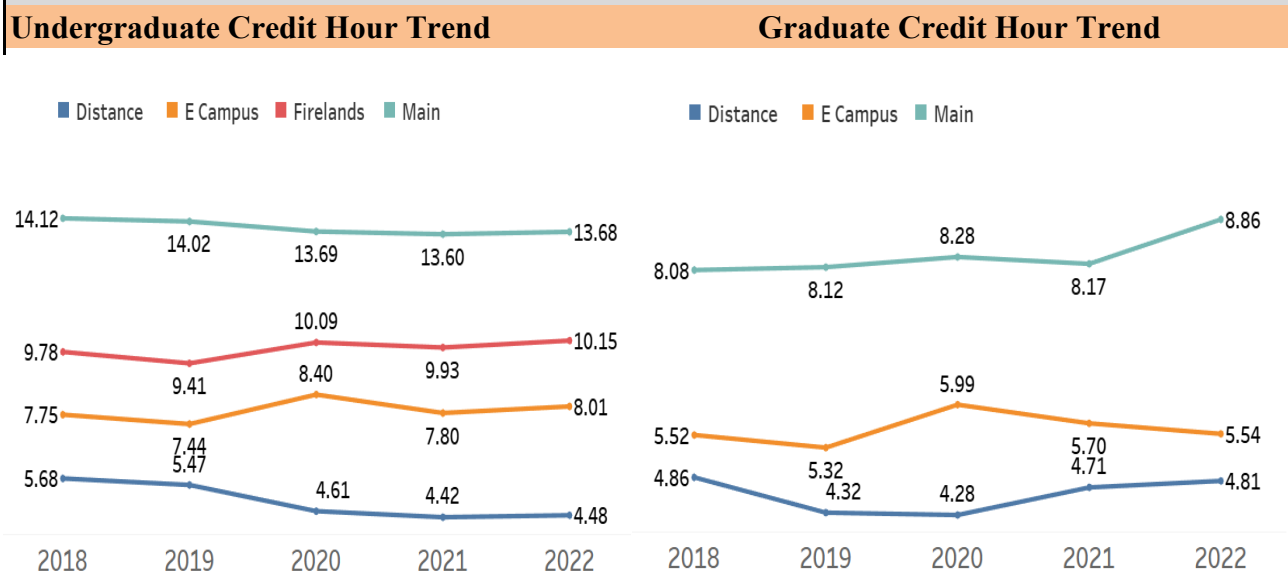
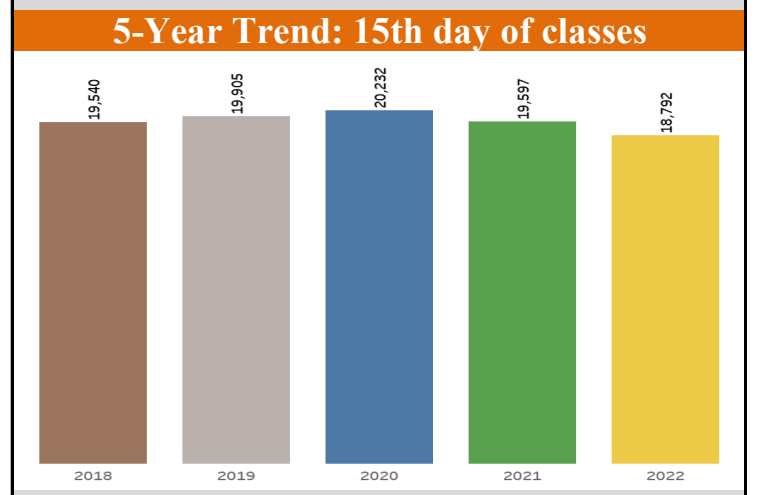
Student Headcount	Fall 2022	Fall 2021	Difference	%Change
BG Headcount				
Graduate Headcount				
Main	1,780	1,738	42	2.4%
Distance	220	257	-37	-14.4%
eCampus	1,070	1,188	-118	-9.9%
sub-total	3,070	3,183	-113	-3.6%
Undergraduate Headcount				
Main	13,309	13,871	-562	-4.1%
Distance	222	225	-3	-1.3%
eCampus	342	372	-30	-8.1%
sub-total	13,873	14,468	-595	-4.1%
BG Headcount	16,943	17,651	-708	-4.0%
Firelands Headcount	1,849	1,946	-97	-5.0%
TOTAL University Headcount	18,792	19,597	-805	-4.1%
Undergraduate	15,722	16,414	-692	-4.2%
Graduate	3,070	3,183	-113	-3.6%

New FTIC Freshmen	2022	2021	Diff	%Chg
BG Campus				
Fall Admits only	2,906	2,719	187	6.9%
Summer Admits who Continued to Fall	33	41	-8	-19.5%
sub-total	2,939	2,760	179	6.5%
Firelands Campus				
Fall Admits Only	509	513	-4	-0.8%
Summer Admits who Continued to Fall	14	18	-4	-22.2%
sub-total	523	531	-8	-1.5%
TOTAL New FTIC	3,462	3,291	171	5.2%
% Resident	88.6%	88.5%		0.1%
Average ACT Score	22.6	23.1	-0.5	-2.2%
Fall 2021 FTFT cohort 1-Yr Retention Rate: 77.0%				

Student Credit Hours (SCH)	Fall 2022	Fall 2021	Difference	%Change
BG Campus				
Graduate SCH				
Main	15,772	14,203	1,569	11.0%
Distance	1,058	1,210	-152	-12.6%
eCampus	5,926	6,773	-847	-12.5%
sub-total	22,756	22,186	570	2.6%
Undergraduate SCH				
Main	182,101	188,712	-6,611	-3.5%
Distance	995	994	1	0.1%
eCampus	2,741	2,902	-161	-5.5%
sub-total	185,837	192,608	-6,771	-3.5%
BG Campus SCH	208,593	214,794	-6,201	-2.9%
Firelands SCH	18,770	19,319	-549	-2.8%
TOTAL University SCH	227,363	234,113	-6,750	-2.9%



Average Credit Hour Taken	Fall 2022	Fall 2021	Difference	%Change
Undergraduate				
Main	13.68	13.60	0.08	0.6%
Firelands	10.15	9.93	0.22	2.3%
Distance	4.48	4.42	0.06	1.5%
eCampus	8.01	7.80	0.21	2.7%
sub-total	13.40	13.31	0.08	0.6%
Graduate				
Main	8.86	8.17	0.69	8.4%
Distance	4.81	4.71	0.10	2.1%
eCampus	5.54	5.70	-0.16	-2.9%
sub-total	7.41	6.97	0.44	6.3%



Notes:
 1. FTIC=First Time in College
 2. FTFT=First-Time Full-Time

For a Closer Look . . .

The Office of Institutional Research continues to build analytics capacity to drive decisions with data. For more information, please visit <https://www.bgsu.edu/institutional-research/StudentReports/hc-sch-fte-dashboard.html>