

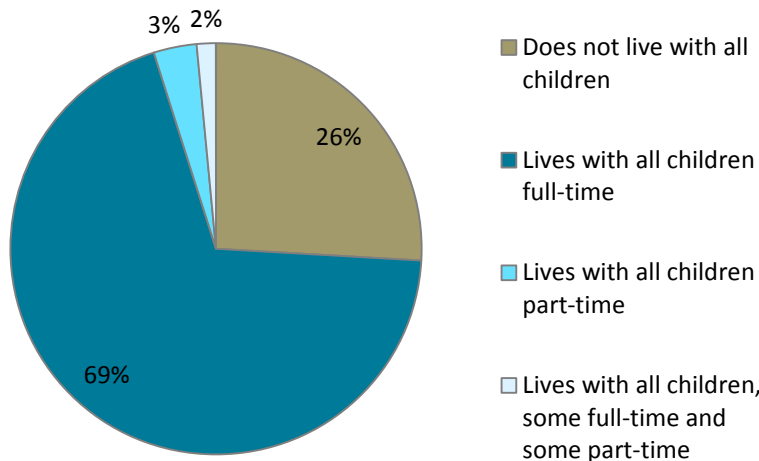
# Living Arrangements of Fathers and Their Children

Karen Benjamin Guzzo & Krista K. Payne

Recent research has documented the complex living arrangements of today's children (FP-13-19), but less is known about the living arrangements of parents, particularly fathers. Because mothers are far more likely to have full-time physical custody of their children in non-intact families, many fathers do not live with their children. However, until recently, the research community lacked data that identified the living arrangements for all of men's children. This profile uses the 2006-2010 National Survey of Family Growth (NSFG), one of the few data sources that collects information directly from men aged 15-44 about their children, to provide a contemporary snapshot of whether fathers with only minor children live with all of their children. For each child, fathers directly reported whether they live with their child all or some of the time; these reports do not incorporate visitation unless it occurs frequently enough for a father to consider his child(ren) actually living with him at least part-time.

## Paternal Coresidence with Minor Children

Figure 1. Fathers' Living Arrangements with Their Minor Children



Source: NSFG 2006-2010

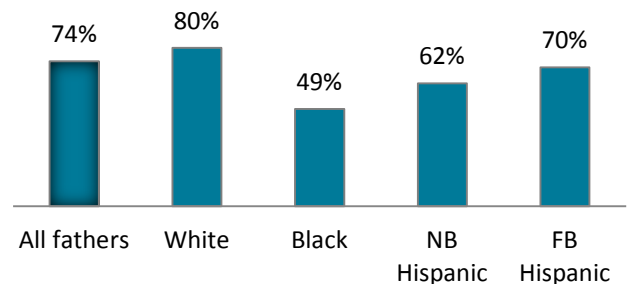
- Figure 1 illustrates 74% of fathers live with all of their minor children at least some of the time—this is in contrast to 93% of mothers (not shown).
- Among fathers living with all of their children, about 70% are living with all of their children on a full-time basis.
- Very few fathers (about 5%) report living with some or all of their children part-time.
- Of the 26% who do not live with all of their minor children, about 30% are living with at least one child (not shown).

## Fathers Living with All of Their Children

### Race, Ethnicity, & Nativity

- White fathers are the most likely to report living with all of their minor children (80%) followed by foreign-born (FB) Hispanic fathers (70%).
- Half (49%) of Black fathers report living with all of their children.

Figure 2. Race, Ethnicity, & Nativity

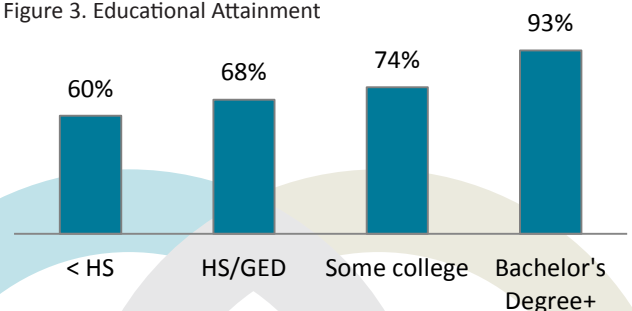


Source: NSFG 2006-2010

### Educational Attainment

- As father's educational attainment increases, the share of fathers living with all of their minor children also rises.
  - Fathers who have not earned a high school diploma are the least likely to be living with all of their children (60%), whereas over 90% of fathers with at least a Bachelor's degree do so.

Figure 3. Educational Attainment



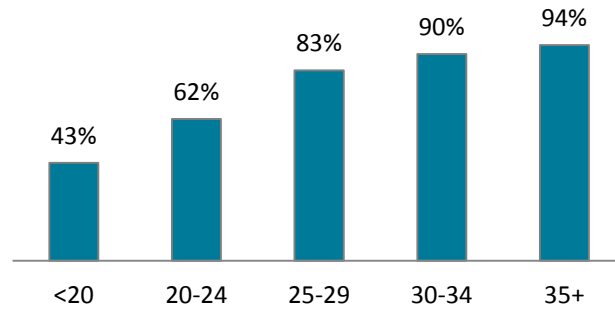
Source: NSFG 2006-2010

Family Profiles examine topics related to NCFMR's core research themes. Data are presented at both the national and state levels using new data sources. Written for both researchers and broad communities, these profiles summarize the latest statistics on U.S. families.

### Age at First Birth

- Men who become fathers at older ages are more likely to report living with all of their minor children.
  - Less than half of fathers who were teenagers at the time of first birth are living with all of their children.
  - Among fathers ages 25-29 at the time of first birth—the age range in which the average father's first child is born—83% live with all of their children.
  - Over 90% of older (over age 30) first-time fathers are living with all of their children.

Figure 4. Age at First Birth

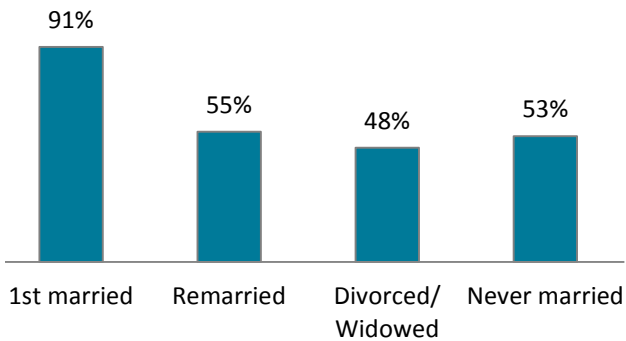


Source: NSFG 2006-2010

### Current Marital Status

- Fathers in a first marriage are by far the most likely to be living with all of their minor children at 91%.
- Similar proportions of men in remarriages (married 2 or more times) and never married men are living with all of their children, at 55% and 53%, respectively.
- Less than half of men who are not married and are divorced or widowed are living with all of their children.

Figure 5. Current Marital Status



Source: NSFG 2006-2010

For more information on fathers, please see the following wide array of NCFMR [Family Profiles](#):

- [FP-13-19](#) Children's Family Structure, 2013
- [FP-13-02](#) Public Assistance Participation among U.S. Children in Poverty, 2010
- [FP-13-01](#) Coresident vs. Non-Coresident Young Adults, 2011
- [FP-12-17](#) Child Poverty in the United States, 2010
- [FP-12-16](#) Health Insurance Coverage of U.S. Children, 2010
- [FP-12-13](#) Nonresident Fathers and Child Support: Exploring Who Pays and How Much
- [FP-12-10](#) Mothers and Fathers Exiting the Workforce in 2008
- [FP-12-09](#) Fatherhood in the U.S.: The Decoupling of Marriage and Childbearing
- [FP-12-08](#) Who are Nonresident Fathers? Demographic Characteristics of Nonresident Fathers
- [FP-12-02](#) Nonresident Father Visitation
- [FP-12-01](#) Young Men's Contact with Criminal Justice System
- [FP-11-11](#) On the Road to Adulthood: Sequencing of Family Experiences
- [FP-11-10](#) Fatherhood in the U.S.: Number of Children, 1987-2010
- [FP-11-08](#) On the Road to Adulthood: Forming Families
- [FP-11-04](#) Fatherhood in the U.S.: Men's Age at First Birth, 1987-2008
- [FP-10-08](#) Same-Sex Couple Households in the U.S., 2009

Suggested Citation:  
Guzzo, K. B. &  
Payne, K. K.  
(2014).

*Living Arrangements  
of Fathers and  
Their Children.*  
(FP-14-06).

National Center for  
Family & Marriage  
Research.

Retrieved from  
[http://www.bgsu.edu/content/dam/BGSU/college-of-arts-and-sciences/NCFMR/documents/FP/FP-14-06/live-arrange\\_father-child.pdf](http://www.bgsu.edu/content/dam/BGSU/college-of-arts-and-sciences/NCFMR/documents/FP/FP-14-06/live-arrange_father-child.pdf)



This project is supported with assistance from Bowling Green State University. From 2007 to 2013, support was also provided by the U.S. Department of Health and Human Services, Office of the Assistant Secretary for Planning and Evaluation. The opinions and conclusions expressed herein are solely those of the author(s) and should not be construed as representing the opinions or policy of any agency of the state or federal government.