



**Proposed 2004-05**

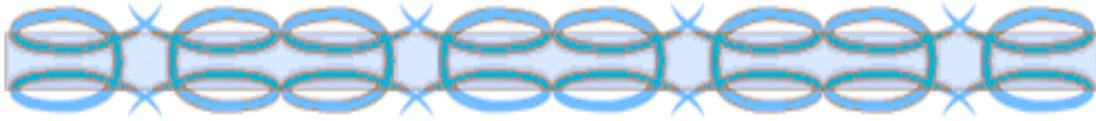
**RESIDENCE AND DINING HALL BUDGETS**

**Presented to the Board of Trustees**

**May 7, 2004**

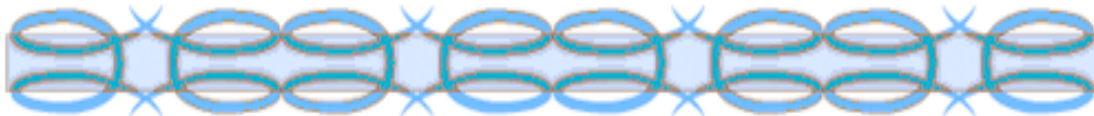
Prepared by  
Office of Finance & Administration





## **TABLE OF CONTENTS**

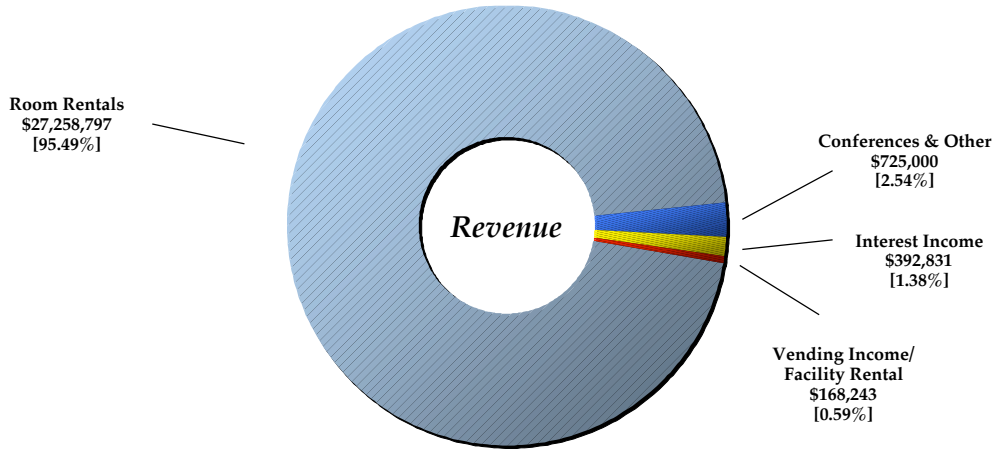
	<u>Page No.</u>
<b><u>RESIDENCE HALLS</u></b>	
Residence Hall Income & Expenditure Chart	1
Proposed Residence Hall Budget	2 - 8
<b><u>RESIDENTIAL COMPUTING CONNECTION</u></b>	
Residential Computing Connection Expenditure Chart	9
Proposed Residential Computing Connection Budget	10 - 11
<b><u>DINING HALLS</u></b>	
Dining Hall Income & Expenditure Chart	12
Proposed Dining Hall Budgets	13 - 16
Residence & Dining Hall Accumulated Balances	17



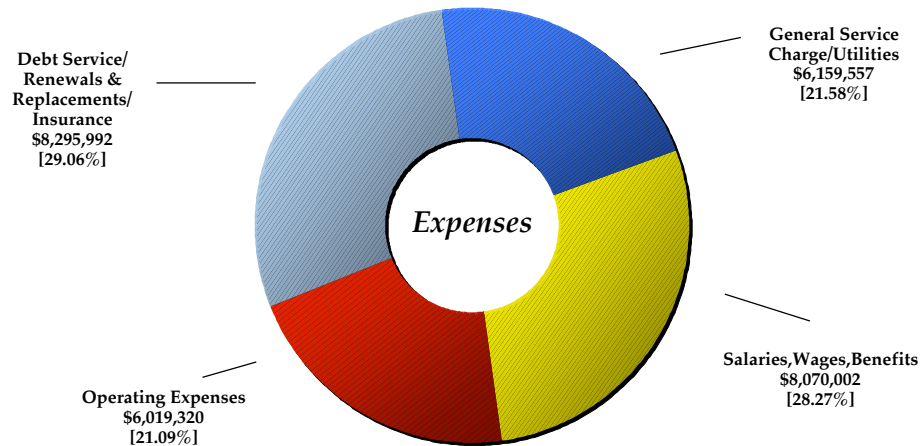
# BGSU Residence Hall Budget

2004-05

**Grand Total \$28,544,871**



Revenue Source	Budget	Percentage
Room Rentals	\$27,258,797	95.49%
Conferences & Other	\$725,000	2.54%
Interest Income	\$392,831	1.38%
Vending Income & Facility Rental	\$168,243	0.59%
<b>Total</b>	<b>\$28,544,871</b>	<b>100.00%</b>



Expense	Allocation	Percentage
Salaries, Wages, Benefits	\$8,070,002	28.27%
Operating Expenses	\$6,019,320	21.09%
Debt Service/Renewals & Replacements/Insurance	\$8,295,992	29.06%
General Service Charge/Utilities	\$6,159,557	21.58%
<b>Total</b>	<b>\$28,544,871</b>	<b>100.00%</b>

## 2004-05

### RESIDENCE HALL BUDGET

#### Planning Guidelines

1. Residence hall occupancy is projected for budgeting purposes to be 150 for summer, 2004; 6,800 for Fall Semester, 2004; and 6,400 for Spring Semester, 2005. These occupancy levels reflect no increase in the occupancy levels from 2003-04 levels. All residence halls are available for maximum occupancy – 7,128.
2. Full-time staffing levels will be maintained at current levels with the exception of the addition of 2 project managers (\$181,000), 50% of an Assistant Director for Administration & Technology (\$35,000), and 50% of an Associate Director for Marketing (\$30,000).
3. Expenditure increases to be restricted to minimal mandated or essential levels:
  - a. Classified and administrative staff salary increases are included in the wage/compensation pool. Approval of this budget does not commit the Board to a specific compensation increase. The pool, which is sufficient to cover a 3.0% increase in salary plus retirement benefits for classified and contract employees, is proposed to permit this budget to fund compensation increases that the Board may approve. If the pool is larger than required, the funds set aside will be allocated to the residence hall surplus account. If the pool is smaller than required, the additional funds will be obtained through reallocations from other operating budget items.
  - b. Staff benefits increase as a result of increases in wages, health insurance, instructional fees, room and board costs and additional personnel.
  - c. Debt service obligations are funded in accordance with Board guidelines and bond requirements. The total \$5,041,417 budgeted is due to bond requirements for recent renovation projects: \$1,026,490 for Founders; \$1,516,936 for Harshman/Kreischer; \$1,384,651 for Offenbauer/Conklin; and \$1,113,340 for the new 2003 bond (\$13.0 million). Renewal/replacement reserves are funded at \$2,105,600. This reserve represents a continued commitment toward residence hall renewal/replacements in order to enable us to continue renovations and repairs in the halls. In addition to the renewal/replacement reserve, \$2,115,749 is specifically budgeted for facility enhancements.
  - d. Utility charges are based upon the best current information available. Residence hall utility costs are estimated to increase 5.6% over 2003-04 projected levels and a 9.2% increase from budgeted 2003-04 budget levels. These increases are due primarily to the significant increases in the cost of natural gas.
  - e. The general service charge approximates 12.3% of total expenses.
4. The number of scholarships is expected to remain at the 2003-04 approved levels. The current funding level for this program is sufficient to provide scholarships for the purposes listed below and cover the room rate increases. The scholarships shown in these residence hall budgets are for the National Merit Scholars' (NMS) Room

### Planning Guidelines (cont'd)

Scholarships, Minority Room Scholarships, and the room scholarship program targeted to encourage additional entering freshmen (targeted to scholars and minority students) and incoming transfer students. The current room scholarship program provides 75 awards for entering freshmen, 20 for transfer students and 25 for diversity.

### Proposed Residence Hall Budget

1. The residence hall budget is built on a request for increasing the room rentals by 5.3%. A standard room rate will be \$1,820 per semester, an increase of \$91/semester or 5.3%.
2. Projected 2004-05 expenditures of \$28,544,871 are greater than 2003-04 projected levels by \$1,414,604 or 5.21%.
3. Projections of 2003-04 revenue and expenses equal \$27,130,267. Revenue is \$475,405 less than the approved 2003-04 budget and expenses were reduced to remain within available resource levels.



**RESIDENCE HALL BUDGETS**

**by Program Area**

	<b>2003-04 APPROVED BUDGET</b>	<b>2003-04 Projected BUDGET</b>	<b>2004-05 Proposed BUDGET</b>	Comments
<b>SOURCES OF FUNDS:</b>				
Student Room Rentals	\$25,873,714	\$25,688,270	\$27,258,797	Based on fall occupancy of 6,800; spring occupancy of 6,400
Interest Income	746,496	392,831	392,831	Estimated based on current rates and balances
Facility Rentals	35,462	35,462	38,243	E&G rental \$34,287
Vending Income	100,000	130,000	130,000	Laundry and other vending
Conference & Other Income	850,000	725,000	725,000	Increased conference activity
Purchase Order Carryover	0	158,704	0	Projects carried over from previous fiscal year
<b>TOTAL SOURCES</b>	<b>\$27,605,672</b>	<b>\$27,130,267</b>	<b>\$28,544,871</b>	

	<b>RESIDENCE HALL MANAGEMENT</b>			<b>CUSTODIAL BUDGETS</b>			<b>MAINTENANCE BUDGETS</b>			<b>T O T A L</b>		
	<b>2003-04 Approved Budget</b>	<b>2003-04 Projected Budget</b>	<b>2004-05 Proposed Budget</b>	<b>2003-04 Approved Budget</b>	<b>2003-04 Projected Budget</b>	<b>2004-05 Proposed Budget</b>	<b>2003-04 Approved Budget</b>	<b>2003-04 Projected Budget</b>	<b>2004-05 Proposed Budget</b>	<b>2003-04 Approved Budget</b>	<b>2003-04 Projected Budget</b>	<b>2004-05 Proposed Budget</b>
<b>EXPENSES:</b>												
<b>COMPENSATION FOR FULL-TIME STAFF:</b>												
Hall Staff/AsstDir/HouseDir	\$460,296	\$486,724	\$488,352							\$460,296	\$486,724	\$488,352
Senior Staff	762,999	667,647	944,008							762,999	667,647	944,008
Classified Staff	332,827	314,489	331,849							332,827	314,489	331,849
Custodial Wages				\$1,813,450	\$1,509,812	\$1,816,621				1,813,450	1,509,812	1,816,621
Maintenance Wages							\$320,988	\$326,260	\$326,260	320,988	326,260	326,260
Staff Benefits	853,063	809,297	972,770	733,653	760,132	794,676	87,961	91,789	91,935	1,674,677	1,661,218	1,859,381
Wage/Compensation Pool	56,871	0	49,234	65,620	0	68,677	14,174	0	15,009	136,665	0	132,920
Subtotal	\$2,466,056	\$2,278,157	\$2,786,213	\$2,612,723	\$2,269,944	\$2,679,974	\$423,123	\$418,049	\$433,204	\$5,501,902	\$4,966,150	\$5,899,391
<b>STUDENT EMPLOYMENT &amp; TEMPORARY WAGES:</b>												
Resident Advisors/House Assts.	\$1,145,804	\$1,145,804	\$1,231,240							\$1,145,804	\$1,145,804	\$1,231,240
Student Employees	356,610	356,610	367,279	\$168,693	\$168,693	\$168,693				525,303	525,303	535,972
Temporary Employment	270,505	244,086	267,541	123,209	123,209	123,209	\$12,649	\$12,649	\$12,649	406,363	379,944	403,399
Subtotal	\$1,772,919	\$1,746,500	\$1,866,060	\$291,902	\$291,902	\$291,902	\$12,649	\$12,649	\$12,649	\$2,077,470	\$2,051,051	\$2,170,611
<b>OPERATING EXPENSES:</b>												
Student Programs	\$559,935	\$559,935	\$575,808							\$559,935	\$559,935	\$575,808
Staff Meals	56,995	56,995	56,995							56,995	56,995	56,995
Supplies	120,656	120,656	136,856	\$295,000	\$295,000	\$295,000	\$216,915	\$216,915	\$216,915	632,571	632,571	648,771
Equipment	100,000	100,000	65,000	46,000	46,000	1,000	23,050	23,050	23,050	169,050	169,050	89,050
Maintenance/Repair	25,000	25,000	25,000	17,000	17,000	17,000	186,245	186,245	186,245	228,245	228,245	228,245
Facility Enhancements	2,006,050	1,905,670	1,887,504							2,006,050	1,905,670	1,887,504
Conference & Misc. Expenses	142,858	142,858	142,858	4,275	4,275	4,275	3,386	3,386	3,386	150,519	150,519	150,519
Supplemental Employment		200,000	200,000	120,000	120,000	120,000				120,000	320,000	320,000
Training				6,000	6,000	6,000				6,000	6,000	6,000
Marketing/Publications	74,828	74,828	74,828							74,828	74,828	74,828
Contingency	15,000	15,000	15,000							15,000	15,000	15,000
Subtotal	\$3,101,322	\$3,200,942	\$3,179,849	\$488,275	\$488,275	\$443,275	\$429,596	\$429,596	\$429,596	\$4,019,193	\$4,118,813	\$4,052,720
<b>FIXED &amp; GENERAL EXPENSES:</b>												
Utilities										\$2,417,854	\$2,500,000	\$2,640,287
General Service Charge										3,463,850	3,463,850	3,519,270
Renewals/Replacements/Facility Charges										2,468,268	2,000,000	2,105,600
Student Telephones w/Voice Mail										965,000	965,000	859,400
Student Cable TV										657,200	657,200	657,200
Scholarships										545,000	450,000	450,000
Property Insurance										134,770	134,770	200,475
Infrastructure Payment										948,500	948,500	948,500
Debt Service										4,406,665	4,874,933	5,041,417
Subtotal										\$16,007,107	\$15,994,253	\$16,422,149
<b>TOTAL EXPENSES</b>	<b>\$7,340,297</b>	<b>\$7,225,599</b>	<b>\$7,832,122</b>	<b>\$3,392,900</b>	<b>\$3,050,121</b>	<b>\$3,415,151</b>	<b>\$865,368</b>	<b>\$860,294</b>	<b>\$875,449</b>	<b>\$27,605,672</b>	<b>\$27,130,267</b>	<b>\$28,544,871</b>
<b>Revenue Over/(Under) Expenses</b>										\$0	\$0	\$0