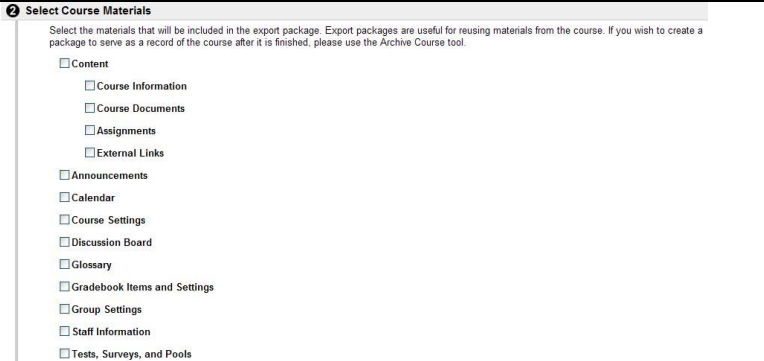

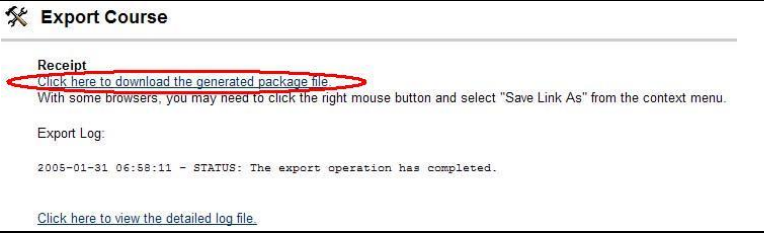
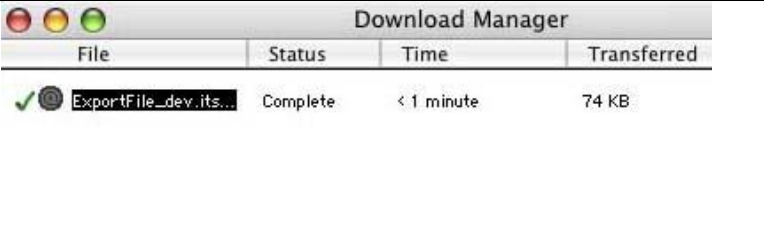


I use a Macintosh. How do I save a copy of my course to share with a colleague or to take offsite?

<p>1. On the main page of the course you manage, click on Control Panel.</p>	
<p>2. Click "Export Course" on the Control Panel under the sub-header "Content Options".</p>	

<p>3. Click all of the checkboxes for items you wish to have included in the exported version.</p>	
<p>4. Click the Submit button.</p>	
<p>5. Click on "Click here to download the generated package file".</p>	
<p>6. The file will be downloaded. (The location depends on browser type and the settings).</p>	

To restore any part of this content to another course site, go to that course's control panel and click Import Package under Course Options.

rev 8/19/2008