
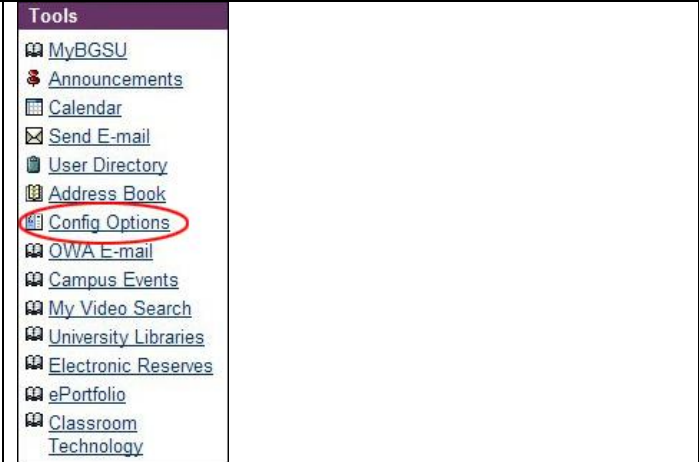
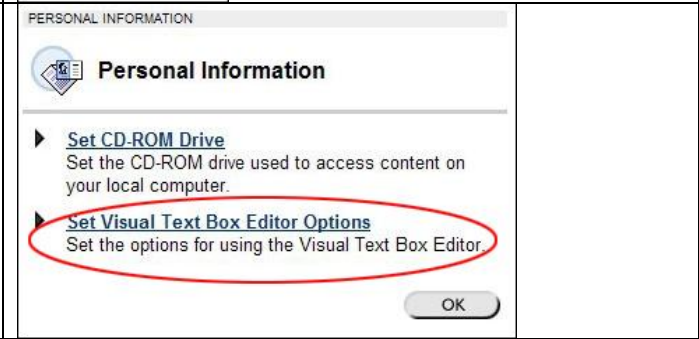



How do I disable the Visual Text Box Editor (VTBE)?

<p>1. Click on your Blackboard tab.</p>	
<p>2. Under Tools, select "Config Options".</p>	
<p>3. Under Personal Information, select Set Visual Text Box Editor Options.</p>	
<p>4. In the Set Visual Editor Text Box Options Form, change the Availability setting to "Unavailable".</p>	
<p>5. Click on the Submit button.</p>	