
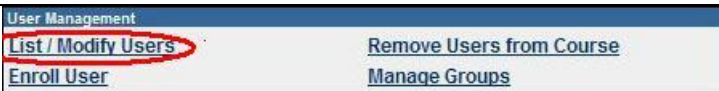


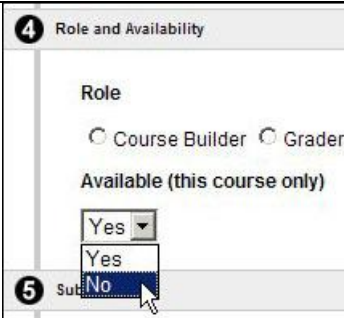


How do I remove a Blackboard course from my View?

Note: These are instructions for instructors for removing a link to a course from their Courses tab. If you are a student, you need to contact your instructor to get a link removed. If your instructor is no longer at BGSU, send a request to blackboard@bgsu.edu.

Make sure your course shell is unavailable before completing the steps below.

<p>1. On your Courses tab, click the link to the course you want to remove.</p>	
<p>2. On the main page of your course site, click Control Panel.</p>	
<p>3. Under User Management, click the List/Modify Users link.</p>	
<p>4. Use the form to locate your membership record for this course.</p>	
<p>5. When your membership record is displayed, click the properties button.</p>	
<p>6. Under Role and Availability, change Available (this course only) to "No".</p>	

7. Click on the Submit button.



Now if you click on your Courses tab, the link to this course shell should not appear.

rev 6/11/2008