

# First Divorce Rate in the U.S., 2014



Lydia R. Anderson

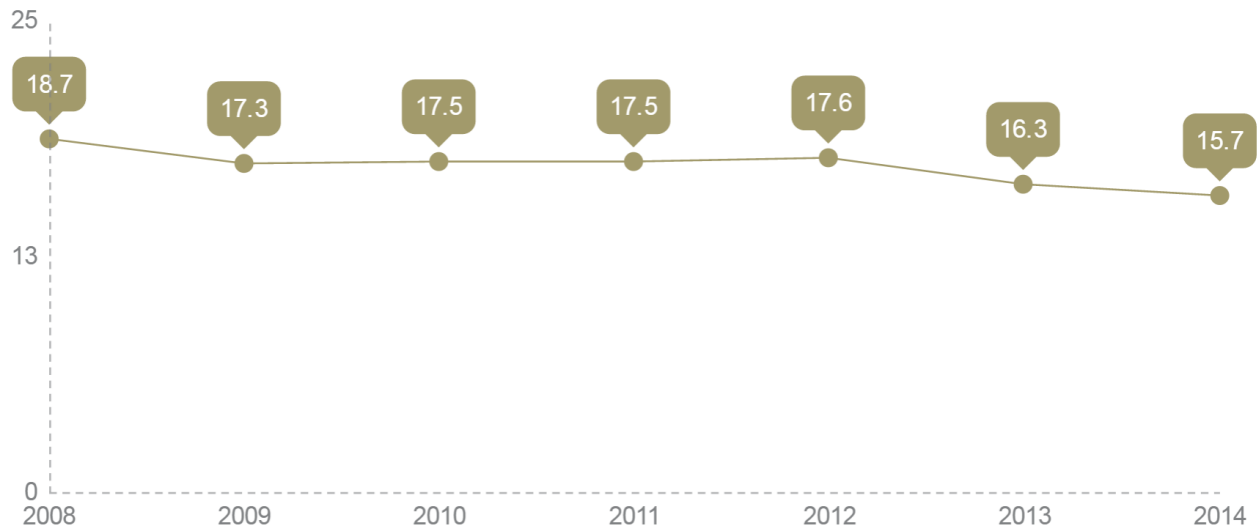
Over the past forty years, the proportion of Americans who are currently divorced has increased – by 2012, one in eight Americans was currently divorced (FP-14-07). During the same time period, the overall divorce rate had declined to the lowest level since 1970 (FP-15-18), dropping to 19.6 in 2014. Because first marriages are less likely to end through divorce than are remarriages (Cohen, 2016), this profile examines the first divorce rate. The first divorce rate is defined as the number of first marriages that ended in divorce per 1,000 first marriages for women 18 and older in 2014 using data from the American Community Survey.

## Trends in the First Divorce Rate

- The first divorce rate decreased from 2008 to 2014.
- From 2009 to 2012, the divorce rate plateaued at around 17.5.
- Since 2012, the first divorce rate declined, reaching a six-year low in 2014 of 15.7 divorces per 1,000 married women.
- There were 784,436 first divorces in 2014.

In 2014... **784,436**  
Women divorced for the 1st time

Figure 1. First Divorce Rate for Women 18 and Older, 2008-2014



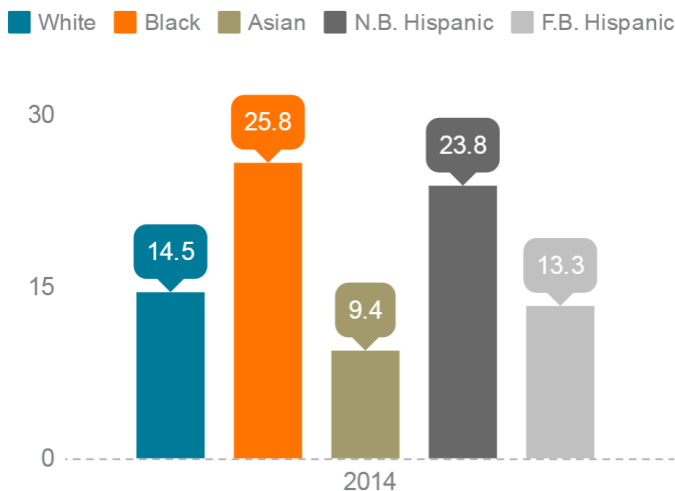
Source: American Community Survey, 1-yr estimates, 2008-2014

*Since 2012, the first divorce rate declined, reaching a six-year low in 2014 of 15.7 divorces per 1,000 married women....*

## First Divorce Rate by Race and Ethnicity

- Since 2008 the first divorce rate has declined for all racial and ethnic groups (FP-10-06 , FP-11-09, FP-14-09).
- In 2014, Black women have the highest first divorce rate, 25.8.
- Asian women experienced the lowest first divorce rate, 9.4.

Figure 2. First Divorce Rate for Women 18 and Older by Race and Ethnicity, 2014



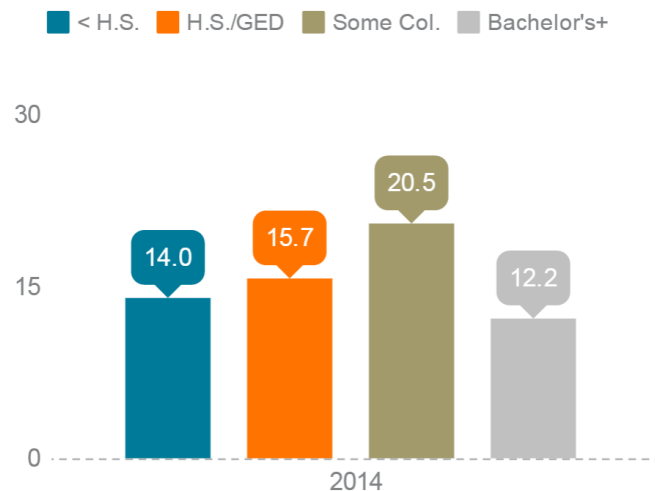
Source: American Community Survey, 1-yr estimates, 2008-2014

Note: N.B. = Native Born and F.B. = Foreign Born

## First Divorce Rate by Educational Attainment

- There is a curvilinear relationship between education and the first divorce rate: those with the least education (less than high school) and the most education (a Bachelor's degree or higher) have the lowest divorce rates (FP-11-09, FP-14-09).
- The first divorce rate is highest for those with some college education.

Figure 3. First Divorce Rate for Women 18 and Older by Educational Attainment, 2014



## References:

- Cohen, P. N. (2016). Multiple-decrement life tables from 2010-2012 American Community Survey data marital events. Retrieved from <https://familyinequality.wordpress.com/2016/06/08/life-table-says-divorce-rate-is-52-7/>
- Eickmeyer, K. J. (2015). Divorce rate in the U.S.: Geographic variation, 2014. *Family Profiles*, FP-15-18. Bowling Green, OH: National Center for Family & Marriage Research. <http://www.bgsu.edu/content/dam/BGSU/college-of-arts-and-sciences/NCFMR/documents/FP/eickmeyer-divorce-rate-us-geo-2014-fp-15-18.pdf>
- Gibbs, L. & Payne, K. K. (2011). First divorce rate, 2010. *Family Profiles*, FP-11-09. Bowling Green, OH: National Center for Family & Marriage Research. <http://www.bgsu.edu/content/dam/BGSU/college-of-arts-and-sciences/NCFMR/documents/FP/FP-11-09.pdf>
- Lamidi, E. & Payne, K. K. (2014). Marital status in the U.S., 2012. *Family Profiles*, FP-14-07. Bowling Green, OH: National Center for Family & Marriage Research. <http://www.bgsu.edu/content/dam/BGSU/college-of-arts-and-sciences/NCFMR/documents/FP/FP-14-07-marital-status.pdf>
- Payne, K. K. (2011). First divorces in the U.S., 2008. *Family Profiles*, FP-10-06. Bowling Green, OH: National Center for Family & Marriage Research. <http://www.bgsu.edu/content/dam/BGSU/college-of-arts-and-sciences/NCFMR/documents/FP/FP-10-06.pdf>
- Stykes, B., Gibbs, L., & Payne, K. K. (2014). First divorce rate, 2012. *Family Profiles*, FP-14-09. Bowling Green, OH: National Center for Family & Marriage Research. <http://www.bgsu.edu/content/dam/BGSU/college-of-arts-and-sciences/NCFMR/documents/FP/FP-14-09-divorce-rate-2012.pdf>

## Suggested Citation:

- Anderson, L. R. (2016). First divorce rate in the U.S., 2014. *Family Profiles*, FP-16-19. Bowling Green, OH: National Center for Family & Marriage Research. <http://www.bgsu.edu/ncfmr/resources/data/family-profiles/anderson-first-divorce-rate-2014-fp-16-19.html>



This project is supported with assistance from Bowling Green State University. From 2007 to 2013, support was also provided by the U.S. Department of Health and Human Services, Office of the Assistant Secretary for Planning and Evaluation. The opinions and conclusions expressed herein are solely those of the author(s) and should not be construed as representing the opinions or policy of any agency of the state or federal government.

## National Center for Family & Marriage Research

Family Profiles: Original reports summarizing and analyzing nationally representative data with the goal to provide the latest analysis of U.S. families. These profiles examine topics related to the NCFMR's core research themes.

<http://www.bgsu.edu/ncfmr.html>



005 Williams Hall  
Bowling Green State University  
Bowling Green, OH 43403

☎ 419.372.3119

✉ [ncfmr@bgsu.edu](mailto:ncfmr@bgsu.edu)