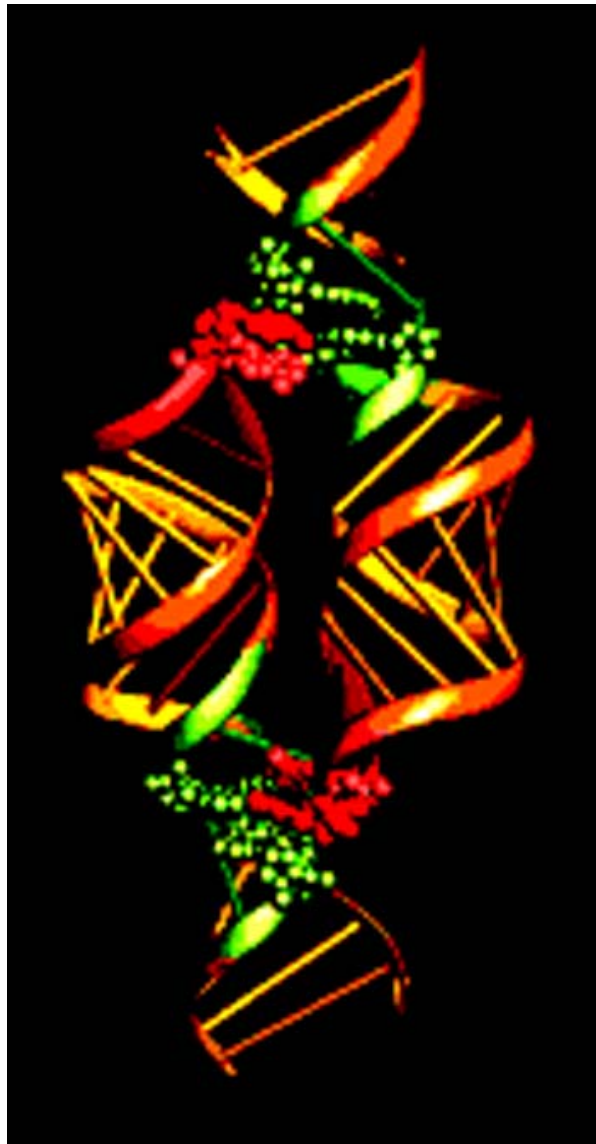


---

Bowling Green State University  
Office of the Vice Provost for Research  
Office of Sponsored Programs and Research



Executive Summary:  
Grants & Contracts Activity  
Fiscal Year 2005

---

COVER:  
Tecto-RNA: Modular nano-scale supramolecular design using RNA,  
Dr. Neocles B. Leontis, Professor, Department of Chemistry

## Executive Summary

**B**uilding on the university's Academic Plan (2003), faculty have taken seriously the challenge to enhance inquiry by increasing both their own research and creative activities and that of their students. The last academic year began with President Ribeau's challenge to double the research base over the next three years. In response, many faculty began to think differently about their research and about funding sources. They began to develop strategies for strengthening their focused areas, for developing regional collaborations and for meeting needs expressed by the private sector.

Attempts to garner support through the federal earmarking process have met with continued success. Several projects have received on-going support while new projects are currently under legislative consideration. The Center for Photochemical Sciences/Wright Photosciences Laboratory, the Electric Vehicle Institute, and geology based environmental monitoring with remote sensing technology are in their second and third years of support.

Part of the university strategy to expand the research base is to increase the amount of competitive federal funding. Approximately 70% of the external funding now received by BGSU comes from federal sources. However, this year's report also reflects an exceptional increase in private foundation funding.

In FY 2005, BGSU continued to show growth in externally sponsored programs and research in excess of \$18M. In the pages that follow you will find a summary presentation of all grant and contract activity for the past fiscal year.

---

## Summary of Sponsored Programs and Research Activity FY 2003 through FY 2005

S U B M I S S I O N S	FY 2003	FY 2004	FY 2005
Total Number of Submissions	392	374	382
Total Dollars Requested	\$38,769,098	\$29,193,889	\$37,503,445
Total Number of Sponsors	164	162	148
Total Number of Faculty	183	177	172

A W A R D S	FY 2003	FY 2004	FY 2005
Total Number of Awards	227	224	219
Total Dollars Awarded	\$17,452,958	\$16,178,889	\$18,166,418
Total Number of Sponsors	120	111	132
Total Number of Faculty	160	163	157
Principal Investigators	127	128	121
Co-Investigators	56	52	55
Total Cost-Share BGSU	\$9,194,432	\$5,462,722	\$7,297,454
Total Cost-Share Other Sources	\$1,043,220	\$1,080,044	\$805,055

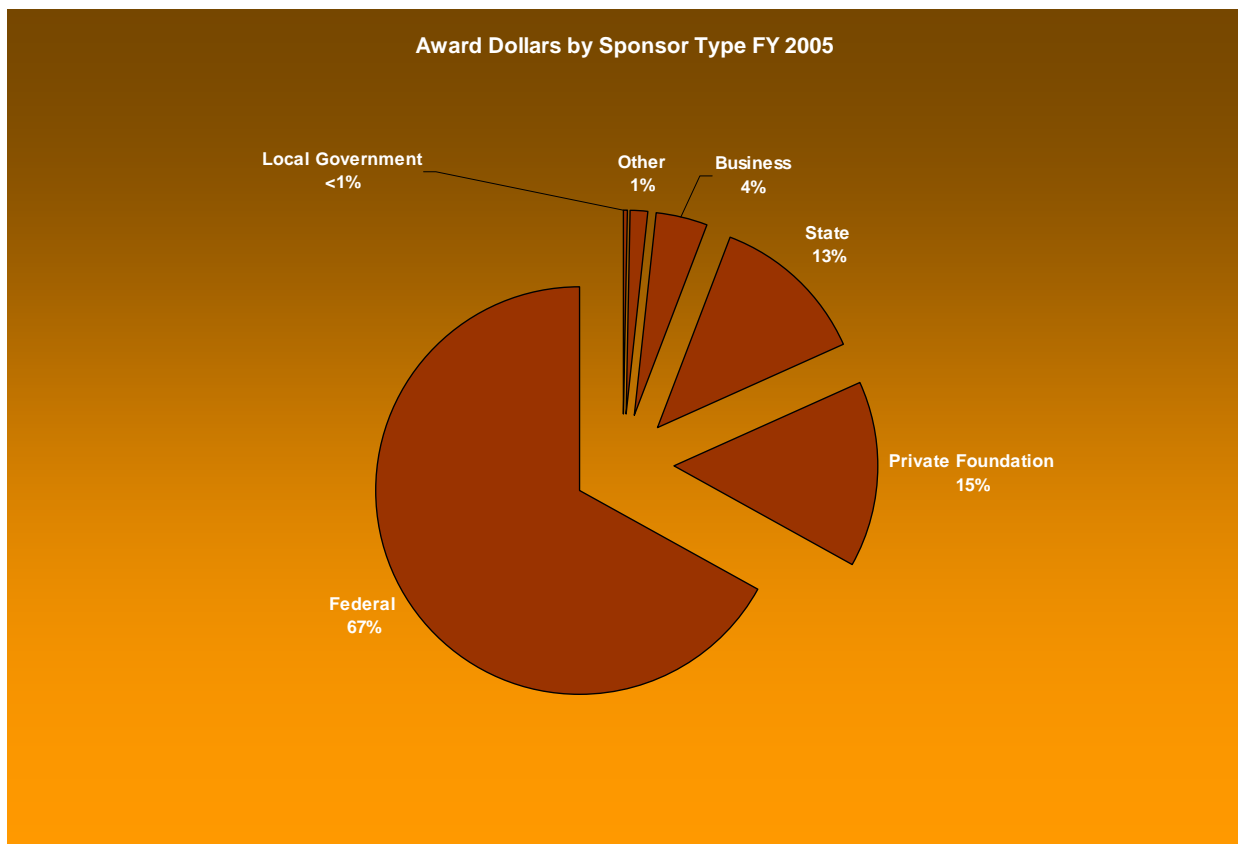
E X P E N D I T U R E S	FY 2003	FY 2004	FY 2005
Direct Costs	\$13,668,874	\$12,694,078	\$12,955,596
F&A	\$1,456,997	\$1,548,821	\$2,952,225
Total	\$15,122,871	\$14,242,899	\$15,907,821

S U M M A R Y	FY 2003	FY 2004	FY 2005
Total Number of Faculty Submitting Proposals	183	177	172
Total Number of Submissions	392	374	382
Total Number of Faculty Receiving Awards	160	163	121
Total Number of Awards	227	224	219

---

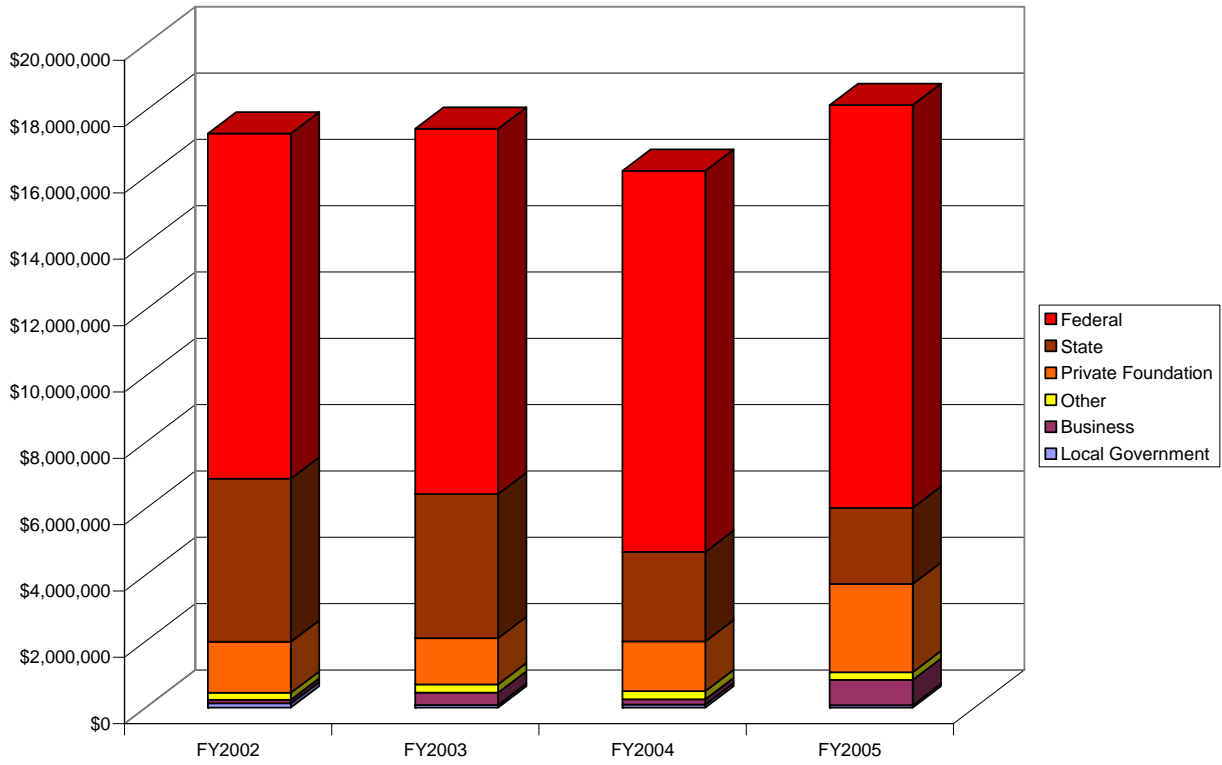
## FY 2005 Award Dollars by Sponsor Type

SPONSOR TYPES	
Local Government	\$72,065
Other	\$232,928
Business	\$755,674
State	\$2,293,806
Private Foundations	\$2,665,667
Federal	\$12,146,338



---

## Award Dollars by Sponsor Type FY 2002 through FY 2005



## Top Ten Sources of Award Dollars FY 2005

From its top ten sources of grant dollars in FY 2005, BGSU received \$15,310,373, representing over 84% of the annual total of award dollars which the institution received during the fiscal year. These 10 agencies provided BGSU with 86% of its research funding, nearly 84% of its instructional/training funding, and over 78% of its public service funding for the fiscal period. Together, these agencies represent 89% of the federal grant dollars, 83% of private foundation funding, 72% of state grant dollars, and 80% of business grant dollars.

NAME OF FUNDING AGENCY	TOTAL DOLLARS AWARDED
US Department of Education <sup>1</sup> (Federal)	\$4,367,034
National Institutes of Health <sup>2</sup> (Federal)	\$3,598,341
National Science Foundation <sup>3</sup> (Federal)	\$1,821,316
Templeton Foundation (Private Foundation)	\$1,192,043
Ohio Board of Regents <sup>4</sup> (State)	\$1,085,800
Corporation for Public Broadcasting (Private Foundation)	\$1,029,594
Kinetrics, Inc. (Business)	\$604,277
Ohio Department of Education <sup>5</sup> (State)	\$559,644
Department of Defense <sup>6</sup> (Federal)	\$549,490
National Aeronautics and Space Administration <sup>7</sup> (Federal)	\$502,834

<sup>1</sup>The total includes \$1,906,324 awarded by subcontracts from Western Michigan University, Fremont Schools, Fostoria Schools, Sage Colleges, and local educational service centers.

<sup>2</sup>In addition to the \$3,22,904 which BGSU received directly from NIH, the institution received 4 subawards totaling \$275,437 from research partnerships with Purdue University, University of California—San Diego, University of Denver and University of Michigan.

<sup>3</sup>Similarly, BGSU received \$1,717,846 from NSF directly, but also received a total of \$103,470 in research subawards from Kennesaw State University, Ohio State University, University of Minnesota, University of Toledo, and the Rochester Institute of Technology.

<sup>4</sup>BGSU received \$35,851 from the Ohio Board of Regents via subawards from Ohio State University and Miami University.

<sup>5</sup>BGSU received \$421,144 from the Ohio Department of Education by way of subcontracts with local school districts and education service centers throughout northwest Ohio.

<sup>6</sup>In addition to direct funding, BGSU received 2 subawards for DOD funding, totaling \$24,490.

<sup>7</sup>Subawards from University of Oklahoma, Dartmouth College, and the Ohio Aerospace Institute provided \$124,924 of the total received from NASA

## FY 2005 Award Dollars by Activity Type

---

### ACTIVITIES

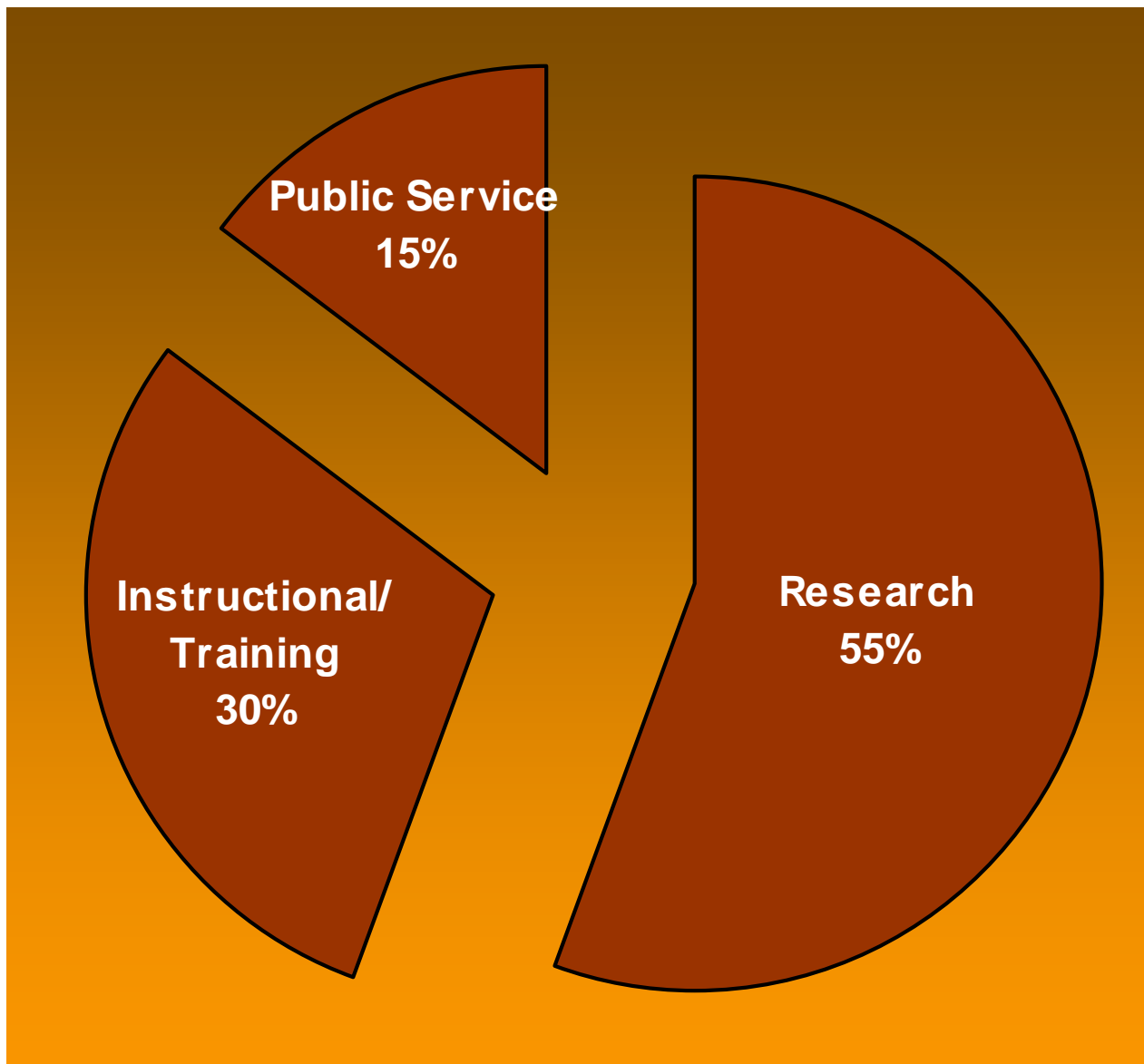
---

Research \$10,082,345

Instructional/Training \$5,425,771

Public Service \$2,658,302

---





## Funding by College/Division FY 2001 through FY 2005

	F Y 2 0 0 1	F Y 2 0 0 2	F Y 2 0 0 3	F Y 2 0 0 4	F Y 2 0 0 5
<b>Academic Affairs</b>	\$471,123	\$1,107,257	\$1,513,450	\$1,544,863	\$1,596,234
<b>Arts &amp; Sciences</b>	\$4,827,512	\$7,928,288	\$8,704,636	\$7,520,032	\$9,512,032
<b>Business Administration</b>	\$22,401	\$90,203	\$43,044	\$27,212	\$34,955
<b>Continuing &amp; Extended Education</b>	\$85,538	\$60,500	\$73,342	\$4,158	
<b>Education &amp; Human Development</b>	\$2,254,418	\$2,144,782	\$2,006,400	\$1,906,674	\$1,499,492
<b>Firelands</b>	\$137,233	\$48,247	\$51,691	\$73,375	\$63,892
<b>Graduate College</b>	\$630,528	\$711,542	\$629,498	\$741,662	\$686,783
<b>Health &amp; Human Services</b>	\$961,884	\$968,324	\$1,261,461	\$1,217,311	\$1,780,313
<b>Musical Arts</b>	\$21,956	\$36,696	\$38,884	\$37,766	\$26,981
<b>Student Affairs</b>	\$999,751	\$1,134,933	\$1,203,609	\$1,225,857	\$1,231,707
<b>Technology</b>	\$239,320	\$1,357,268	\$162,784	\$559,243	\$383,410
<b>University Libraries</b>	\$72,822	\$410,200	\$44,500	\$59,300	
<b>WBGU-TV</b>	\$1,298,197	\$1,306,642	\$1,725,387	\$1,261,436	\$1,350,619
<b>TOTALS</b>	<b>\$12,022,683</b>	<b>\$17,304,882</b>	<b>\$17,458,686</b>	<b>\$16,178,889</b>	<b>\$18,166,418</b>

## Funding by Academic Unit FY 2001 through FY 2005 Academic units with a five-year average above \$500,000

	F Y 2 0 0 1	F Y 2 0 0 2	F Y 2 0 0 3	F Y 2 0 0 4	F Y 2 0 0 5
<b>Arts &amp; Sciences</b>	\$4,827,512	\$7,928,288	\$8,704,636	\$7,520,032	\$9,512,032
Biological Sciences	\$1,002,536	\$1,006,542	\$758,205	\$1,113,468	\$1,783,569
Chemistry	\$952,424	\$2,366,705	\$3,185,174	\$1,053,123	\$1,264,087
Psychology	\$607,251	\$1,195,668	\$1,264,739	\$1,140,119	\$2,414,382
Sociology	\$661,850	\$818,421	\$1,081,442	\$1,048,585	\$965,244
Chapman Learning Community	\$789,636	\$872,845	\$1,285,959	\$971,111	\$727,585
<b>Education &amp; Human Development</b>	\$2,254,418	\$2,144,782	\$2,006,400	\$1,906,674	\$1,499,492
Division of Intervention Services	\$648,273	\$824,542	\$808,497	\$829,176	\$780,391
Division of Teaching & Learning	\$555,143	\$377,407	\$536,319	\$600,962	\$549,850

## Funding Distribution by Faculty Academic Rank FY2005

	Assistant Professor	Associate Professor	Full Professor	Other	All
No. of Individuals	36	41	24	20	121
No. of Awards	73	76	38	32	219
Avg. #/individual	2.03	1.85	1.58	1.60	1.81
avg. \$/individual	\$138,419.36	\$152,389.07	\$85,005.08	\$244,762.35	\$150,135.69
Avg. Award	\$68,261.60	\$82,209.89	\$53,687.42	\$152,976.47	\$82,951.68
Total Awards	\$4,983,097	\$6,247,952	\$2,040,122	\$4,895,247	\$18,166,418
% of BGSU Total	27.43%	34.39%	11.23%	20.56%	

No. of Awards by Dollar Range					
\$0-\$49,999	53	44	25	19	141
\$50K-\$99,999	7	14	6	4	31
\$100K-\$199,999	7	11	5	2	25
\$200K-\$499,999	4	5	2	4	15
>\$500,000	2	2	0	3	7
<b>Total</b>	<b>73</b>	<b>76</b>	<b>38</b>	<b>32</b>	<b>219</b>

Award Dollars by Activity Type					
Research	\$3,582,249	\$4,315,109	\$1,632,136	\$552,851	\$10,082,345
Instruct/Training	\$1,014,004	\$1,860,603	\$405,074	\$2,146,090	\$5,425,771
Public Service	\$386,844	\$72,240	\$2,912	\$2,196,306	\$2,658,302
<b>Total</b>	<b>\$4,983,097</b>	<b>\$6,247,952</b>	<b>\$2,040,122</b>	<b>\$4,895,247</b>	<b>\$18,166,418</b>

No. of Awards by Activity Type					
Research	45	40	28	6	119
Instruct/Training	23	32	8	9	72
Public Service	5	4	2	17	28
<b>Total</b>	<b>73</b>	<b>76</b>	<b>38</b>	<b>32</b>	<b>219</b>

Faculty at the Associate Professor level contributed significantly to a 28% increase (from 32 to 42 individuals) in activity in FY05 with a 38% increase in the number of awards (from 55 to 76). This group enjoyed a 92% increase in the amount of funding including 180% increase in federal funding.

At the Assistant Professor level, compared to FY04, there was no increase in the number of faculty engaged in research and sponsored programs (36), but there was a 55% increase in the number of awards (from 47 to 73). The number of faculty engaged in sponsored activities at the full Professor level declined by 37% (from 38 to 24) while the number of awards declined 63% (from 62 to 38). Overall, the amount of funding increased by 12%.

BOWLING GREEN STATE UNIVERSITY

# Annual Report: Grants & Contracts Activity Fiscal Year 2005

---

Office of Sponsored Programs and Research  
106 University Hall  
Bowling Green, Ohio 43403  
Phone 419.372.2481 • Fax 419.372.0304  
[spar@bgnet.bgsu.edu](mailto:spar@bgnet.bgsu.edu)  
<http://www.bgsu.edu/offices/spar/>