

---

Office of the Vice Provost for Research  
Office of Sponsored Programs and Research



Executive Summary:  
Grants & Contracts Activity  
Fiscal Year 2004

---

# Executive Summary

**B**GSU continues to make significant strides in externally funded research. The past fiscal year was no exception. Of particular note is the Wright Capital Project/Photoinstrumentation and Photopolymerization Laboratory. Established last year with support from the Ohio Department of Development, the lab today is fully staffed and fully engaged in fulfilling its mission of commercializing photoscience technologies.

Also of note are a number of federal earmarks which the University has obtained through the federal budget appropriations process. During the current cycle, these federal investments are supporting research in the Center for Photochemical Sciences, the Electric Vehicle Institute, and environmental monitoring based on remote sensing technology. These are but a few examples of the results of a long-term investment strategy in areas of research excellence.

During each of the previous two fiscal years, BGSU received a single significantly large award from the State of Ohio to support the institution's Center for Photochemical Sciences. In fact these were two of the largest awards the institution has ever received to support research. In FY 2002, the Ohio Board of Regents awarded BGSU with \$1.3 million to establish the Ohio Laboratory for Kinetic Spectrometry. In FY 2003, BGSU was among a handful of institutions receiving support under the Wright Capital Program within the state's Third Frontier initiative. Under that program the Ohio Department of Development provided \$2 million to establish the Photoinstrumentation and Photopolymerization Laboratory, mentioned above.

In FY 2004, even without the benefit of such significant awards, BGSU continues to show growth in externally sponsored programs and research. In the pages that follow you will find a summary presentation of all grant and contract activity for the past fiscal year.

---

## Summary of Sponsored Programs and Research Activity FY 2002 through FY 2004

S U B M I S S I O N S	FY 2002	FY 2003	FY 2004
Total Number of Submissions	326	392	374
Total Dollars Requested	\$29,452,629	\$38,769,098	\$29,193,889
Total Number of Sponsors	145	164	162
Total Number of Faculty	180	183	177

A W A R D S	FY 2002	FY 2003	FY 2004
Total Number of Awards	211	227	224
Total Dollars Awarded	\$17,304,882	\$17,452,958	\$16,178,889
Total Number of Sponsors	109	120	111
Total Number of Faculty	139	160	163
Principal Investigators	130	127	128
Co-Investigators	49	56	52
Total Cost-Share BGSU	\$5,894,503	\$9,194,432	\$5,462,722
Total Cost-Share Other Sources	\$913,905	\$1,043,220	\$1,080,044

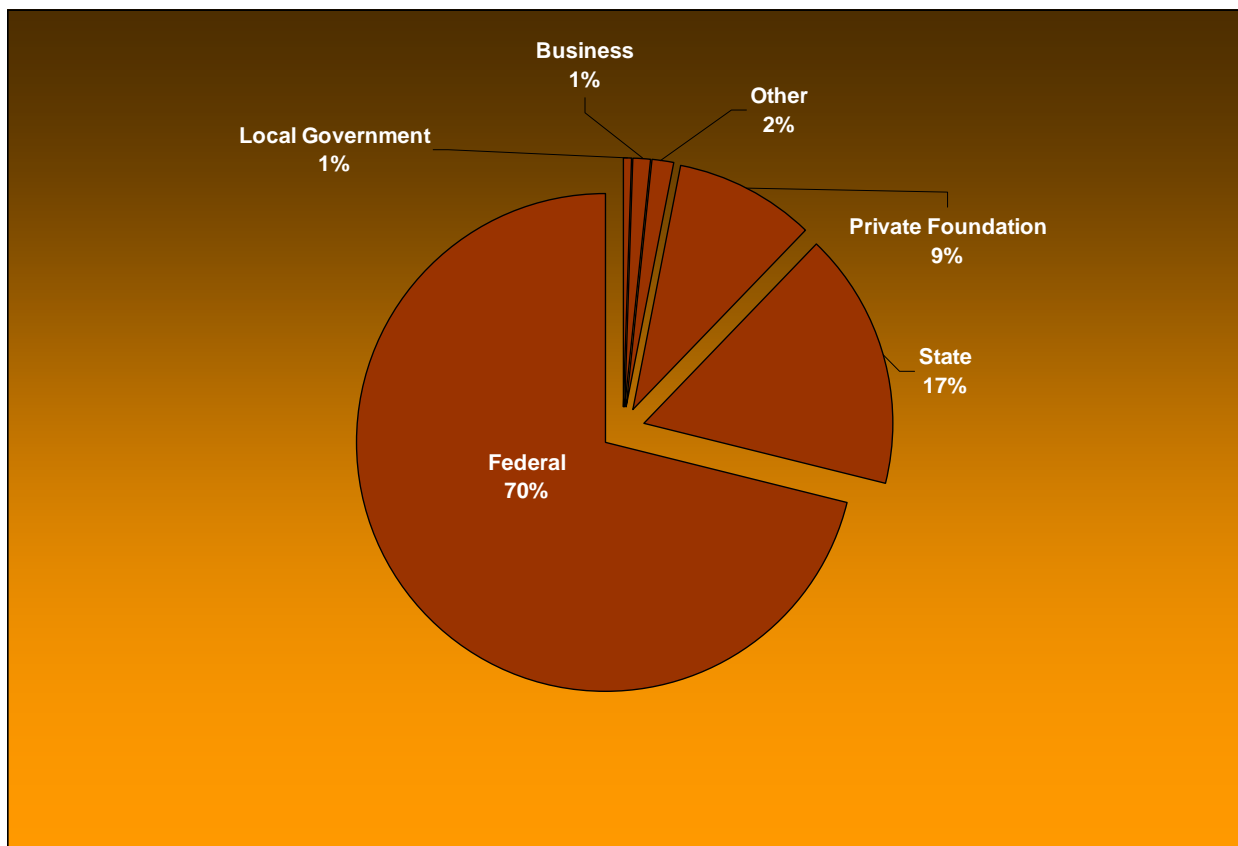
E X P E N D I T U R E S	FY 2002	FY 2003	FY 2004
Direct Costs	\$12,431,748	\$13,668,874	\$12,694,078
F&A	\$1,093,526	\$1,456,997	\$1,548,821
Total	\$13,525,274	\$15,122,871	\$14,242,899

S U M M A R Y	FY 2002	FY 2003	FY 2004
Total Number of Faculty Submitting Proposals	180	183	177
Total Number of Submissions	326	392	374
Total Number of Faculty Receiving Awards	139	160	163
Total Number of Awards	211	227	224

---

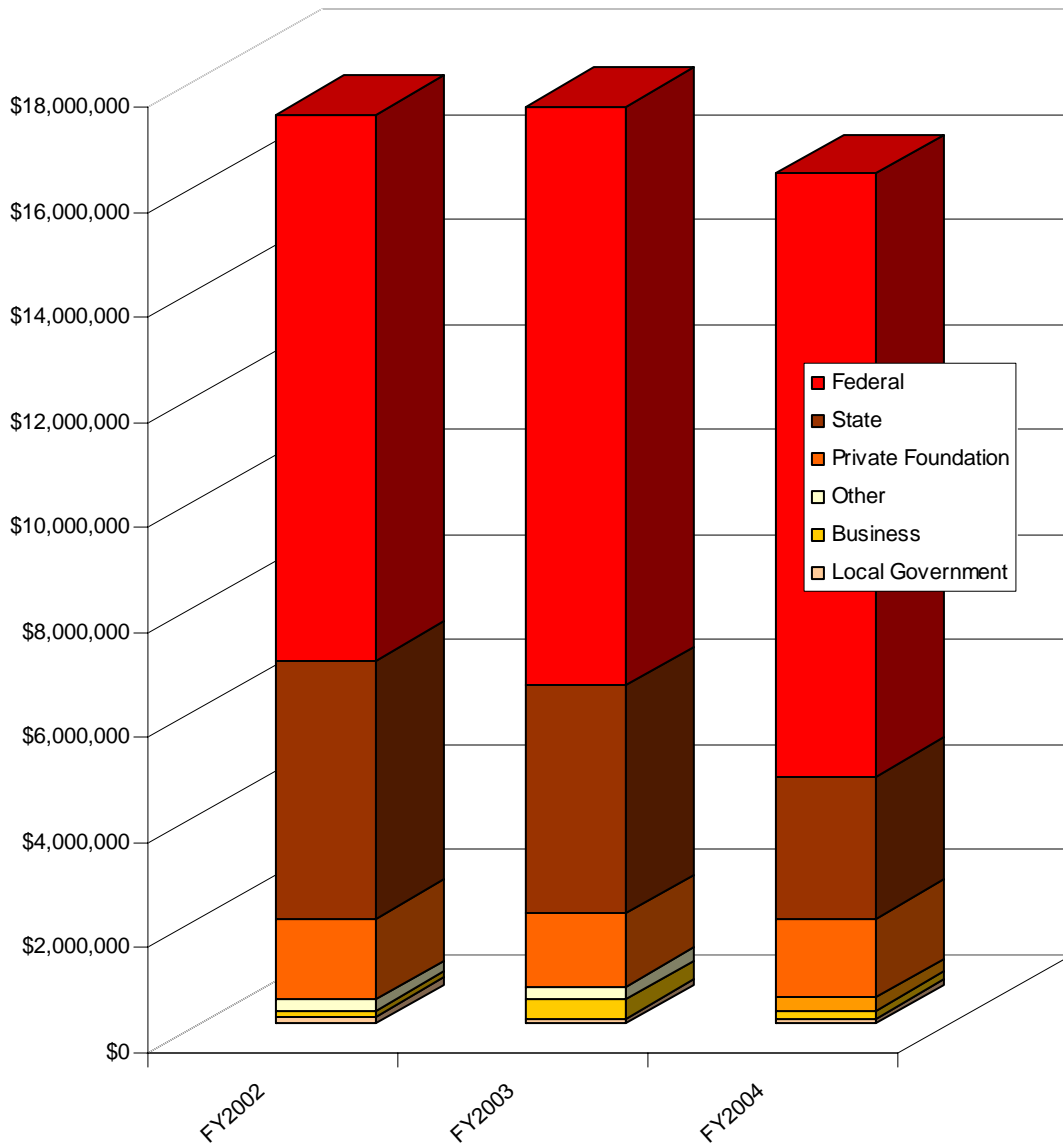
FY 2004 Award Dollars  
by Sponsor Type

SPONSOR TYPES	
Local Government	\$90,861
Business	\$156,362
Other	\$245,141
Private Foundations	\$1,504,458
State	\$2,696,313
Federal	\$11,485,754



---

## Award Dollars by Sponsor Type FY 2002 through FY 2004



## Top Ten Sources of Award Dollars FY 2004

From its top ten sources of grant dollars in FY 2004, BGSU received \$13,121,491, representing over 80% of the annual total of award dollars which the institution received during the fiscal year.

NAME OF FUNDING AGENCY	TOTAL DOLLARS AWARDED
US Department of Education <sup>1</sup>	\$4,017,886
National Institutes of Health <sup>2</sup>	\$2,742,088
National Science Foundation <sup>3</sup>	\$1,883,584
Ohio Board of Regents <sup>4</sup>	\$1,198,545
Corporation for Public Broadcasting	\$801,337
National Aeronautics and Space Administration <sup>5</sup>	\$626,016
US Department of Defense	\$570,000
Ohio Department of Education <sup>6</sup>	\$504,066
US Department of Agriculture <sup>7</sup>	\$435,011
Ohio Educational Telecommunications Network Commission	\$342,958

<sup>1</sup>The total includes \$1,461,703 awarded by subcontracts from Western Michigan University, the Center for Civic Education, Fremont Schools, Sage Colleges, and the University of Cincinnati.

<sup>2</sup>In addition to the \$2,556,470 which BGSU received directly from NIH, the institution received 3 subawards totaling \$185,618 from research partnerships with Purdue University, University of California—San Diego, and University of Louisville.

<sup>3</sup>Similarly, BGSU received \$1,707,233 from NSF directly, but also received a total of \$176,351 in research subawards from Kennesaw State University, Ohio State University, University of Minnesota, University of Toledo, and University of Virginia.

<sup>4</sup>BGSU received \$111,851 from the Ohio Board of Regents via subawards from Ohio State University, Owens Community College, University of Toledo, and Miami University.

<sup>5</sup>Subawards from University of Oklahoma, Dartmouth College, and the Ohio Aerospace Institute provided \$163,941 of the total received from NASA

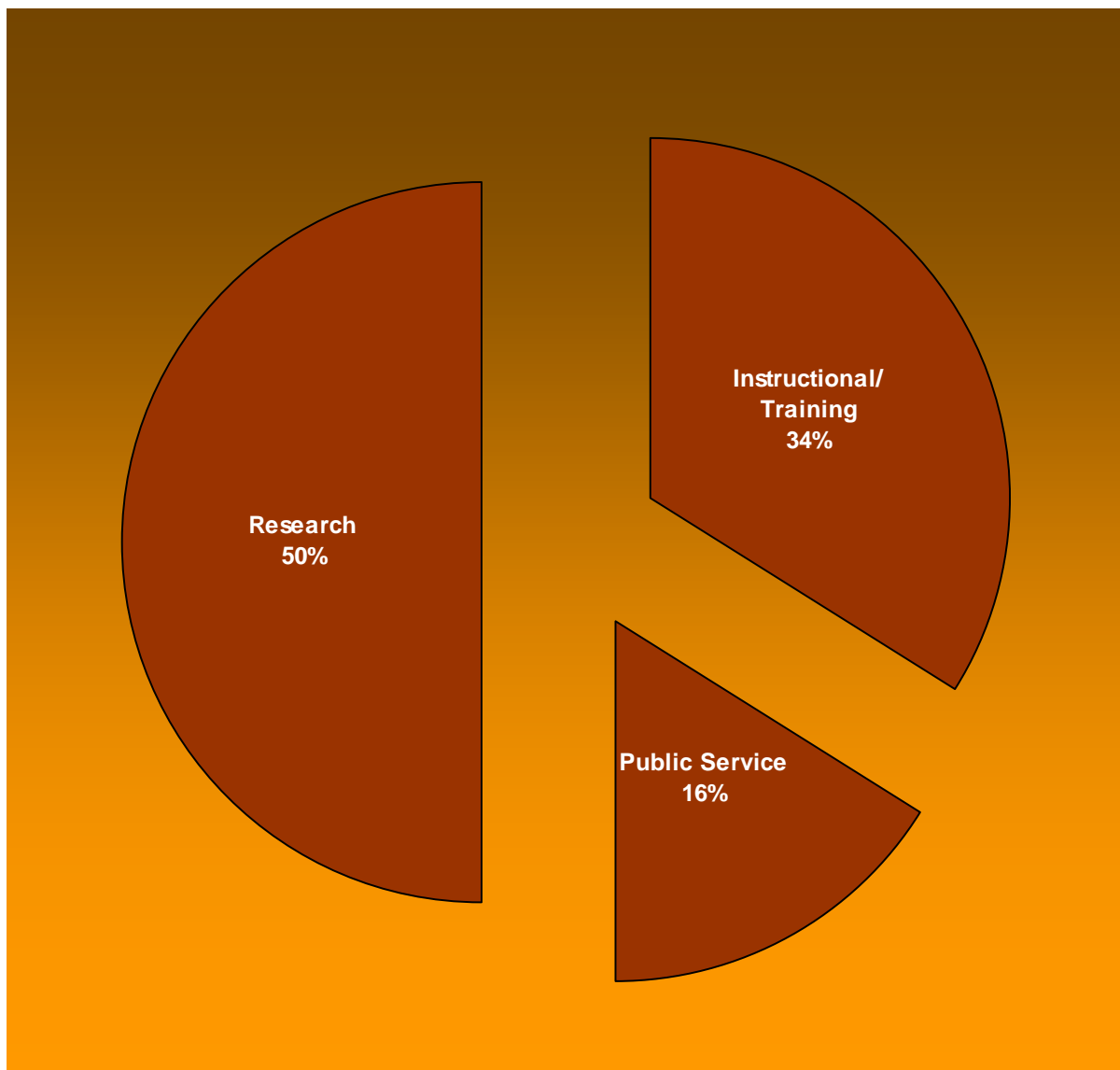
<sup>6</sup>BGSU received \$246,785 from the Ohio Department of Education by way of subcontracts with local school districts and education service centers throughout northwest Ohio.

<sup>7</sup>Two collaborative partnerships resulted in USDA funding for BGSU: a federal earmark to the University of Toledo provided \$415,014, and Ohio State University subawarded BGSU \$19,997.

---

FY 2004 Award Dollars by  
Activity Type

ACTIVITIES	
Research	\$8,074,670
Instructional/Training	\$5,495,894
Public Service	\$2,608,325



## Funding by College/Division FY 2000 through FY 2004

	F Y 2 0 0 0	F Y 2 0 0 1	F Y 2 0 0 2	F Y 2 0 0 3	F Y 2 0 0 4
<b>Academic Affairs</b>	\$205,936	\$471,123	\$1,107,257	\$1,513,450	\$1,544,863
<b>Arts &amp; Sciences</b>	\$3,211,749	\$4,827,512	\$7,928,288	\$8,704,636	\$7,520,032
<b>Business Administration</b>	\$191,845	\$22,401	\$90,203	\$43,044	\$27,212
<b>Continuing &amp; Extended Education</b>	\$68,419	\$85,538	\$60,500	\$73,342	\$4,158
<b>Education &amp; Human Development</b>	\$3,709,769	\$2,254,418	\$2,144,782	\$2,006,400	\$1,906,674
<b>Firelands</b>	\$241,794	\$137,233	\$48,247	\$51,691	\$73,375
<b>Graduate College</b>	\$752,800	\$630,528	\$711,542	\$629,498	\$741,662
<b>Health &amp; Human Services</b>	\$495,650	\$961,884	\$968,324	\$1,261,461	\$1,217,311
<b>Musical Arts</b>	\$32,808	\$21,956	\$36,696	\$38,884	\$37,766
<b>Student Affairs</b>	\$953,254	\$999,751	\$1,134,933	\$1,203,609	\$1,225,857
<b>Technology</b>	\$514,889	\$239,320	\$1,357,268	\$162,784	\$559,243
<b>University Libraries</b>	\$144,261	\$72,822	\$410,200	\$44,500	\$59,300
<b>WBGU-TV</b>	\$1,083,127	\$1,298,197	\$1,306,642	\$1,725,387	\$1,261,436
<b>TOTALS</b>	<b>\$11,606,301</b>	<b>\$12,022,683</b>	<b>\$17,304,882</b>	<b>\$17,458,686</b>	<b>\$16,178,889</b>

## Funding by Academic Unit FY 2000 through FY 2004 Academic units with a five-year average above \$500,000

	F Y 2 0 0 0	F Y 2 0 0 1	F Y 2 0 0 2	F Y 2 0 0 3	F Y 2 0 0 4
<b>Arts &amp; Sciences</b>	\$3,211,749	\$4,827,512	\$7,928,288	\$8,704,636	\$7,520,032
Chemistry	\$679,523	\$952,424	\$2,366,705	\$3,185,174	\$1,053,123
Biological Sciences	\$1,166,830	\$1,002,536	\$1,006,542	\$758,205	\$1,113,468
Psychology	\$490,686	\$607,251	\$1,195,668	\$1,264,739	\$1,140,119
Sociology	\$363,197	\$661,850	\$818,421	\$1,081,442	\$1,048,585
Chapman Learning Community	\$0	\$789,636	\$872,845	\$1,285,959	\$971,111
<b>Education &amp; Human Development</b>	\$3,709,769	\$2,254,418	\$2,144,782	\$2,006,400	\$1,906,674
Division of Intervention Services	\$1,051,798	\$648,273	\$824,542	\$808,497	\$829,176
Division of Teaching & Learning	\$1,528,141	\$555,143	\$377,407	\$536,319	\$600,962



## Funding Distribution by Faculty Academic Rank FY2004

	Assistant Professor	Associate Professor	Full Professor	Other	All
No. of Individuals	36	32	38	27	133
No. of Awards	47	55	62	60	224
Avg. #/individual	1.31	1.72	1.63	2.22	1.68
avg. \$/individual	\$62,045	\$101,527	\$126,679	\$217,874	\$121,646
Avg. Award	\$47,524	\$59,070	\$77,642	\$98,043	\$72,227
Total Awards	\$2,233,628	\$3,248,853	\$4,813,805	\$5,882,603	\$16,178,889
% of BGSU Total	14%	20%	30%	36%	100%

### No. of Awards by Dollar Range

\$0-\$49,999	34	42	42	44	162
\$50K-\$99,999	8	5	8	2	23
\$100K-\$199,999	3	3	4	5	15
\$200K-\$499,999	2	4	7	6	19
>\$500,000	0	1	1	3	5
<b>Total</b>	<b>47</b>	<b>55</b>	<b>62</b>	<b>60</b>	<b>224</b>

### Award Dollars by Activity Type

Research	\$1,635,353	\$1,537,660	\$3,677,769	\$1,223,888	\$8,074,670
Instruct/Training	\$593,140	\$1,678,196	\$978,807	\$2,245,751	\$5,495,894
Public Service	\$5,135	\$32,997	\$157,229	\$2,412,964	\$2,608,325
<b>Total</b>	<b>\$2,233,628</b>	<b>\$3,248,853</b>	<b>\$4,813,805</b>	<b>\$5,882,603</b>	<b>\$16,178,889</b>

### No. of Awards by Activity Type

Research	31	26	38	21	116
Instruct/Training	13	24	14	21	72
Public Service	3	5	10	18	36
<b>Total</b>	<b>47</b>	<b>55</b>	<b>62</b>	<b>60</b>	<b>224</b>

BOWLING GREEN STATE UNIVERSITY

# Annual Report: Grants & Contracts Activity Fiscal Year 2004

---

Office of Sponsored Programs and Research  
106 University Hall  
Bowling Green, Ohio 43403  
Phone 419.372.2481 • Fax 419.372.0304  
[spar@bgnet.bgsu.edu](mailto:spar@bgnet.bgsu.edu)  
<http://www.bgsu.edu/offices/spar/>