



FP-18-18

Homogamy in U.S. Marriages, 2016

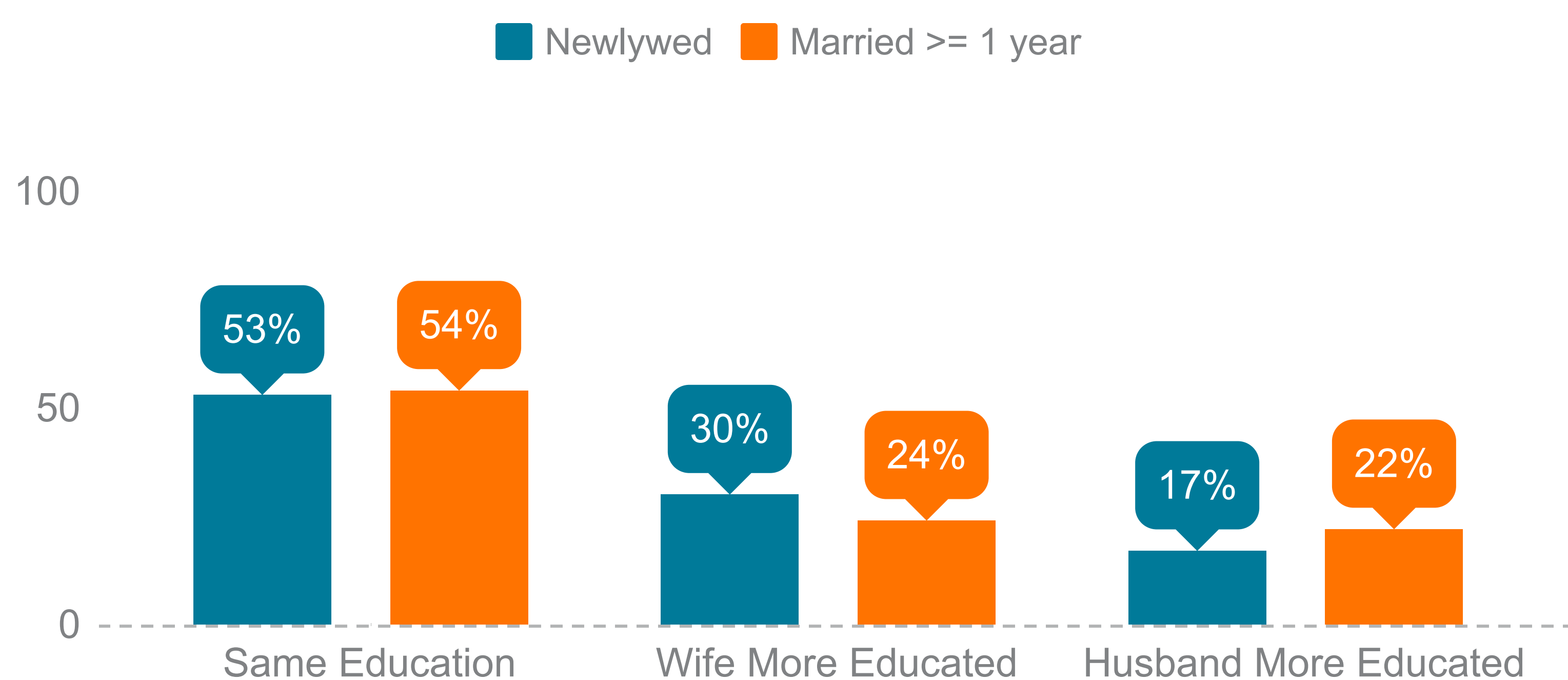
Huijing Wu

Men and women typically marry someone with similar characteristics, known as homogamy. This profile updates previous profiles (FP-15-14, FP-15-15, and FP-15-16) examining sociodemographic homogamy in U.S. marriages with data from the American Community Survey 2016, 1-year estimates. Among those in different-gender marriages in 2016, we compared newlyweds (married within the year prior to the survey) to those in longer duration marriages (married more than a year prior to the survey) to examine patterns of homogamy by education, race/ethnicity, age, and nativity status.

Educational Homogamy

- In 2016, more than half of those who were married were in educationally homogamous marriages.
- It was more common for the wife to have more education than the husband among newlyweds compared to those who had been married at least a year (30% versus 24%).
- Conversely, it was more common for the husband to have more education than the wife among those in longer duration marriages than those who were newlyweds (22% versus 17%).

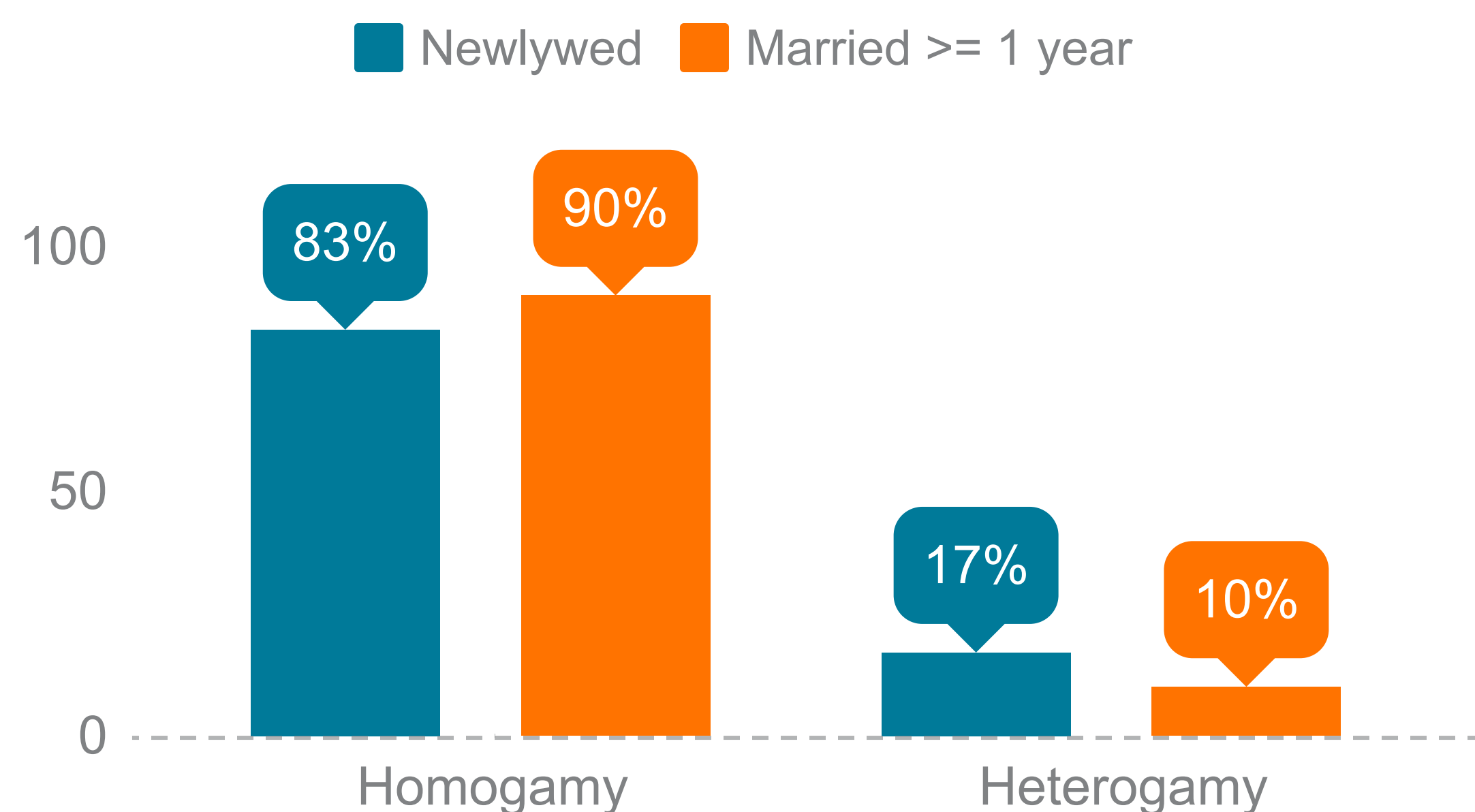
Figure 1. Educational Homogamy in Marriage, 2016



Sources: U.S. Census Bureau, American Community Survey, 2016 (IPUMS)

Racial/Ethnic Homogamy

Figure 2. Racial /Ethnic Homogamy in Marriage, 2016



Sources: U.S. Census Bureau, American Community Survey, 2016 (IPUMS)

- The vast majority of newlyweds and non-newlyweds were partnered with someone of the same race-ethnicity.

- About one in six newlyweds (17%) were married to a person of a different race or ethnicity compared to only 10% of those who had been married longer.

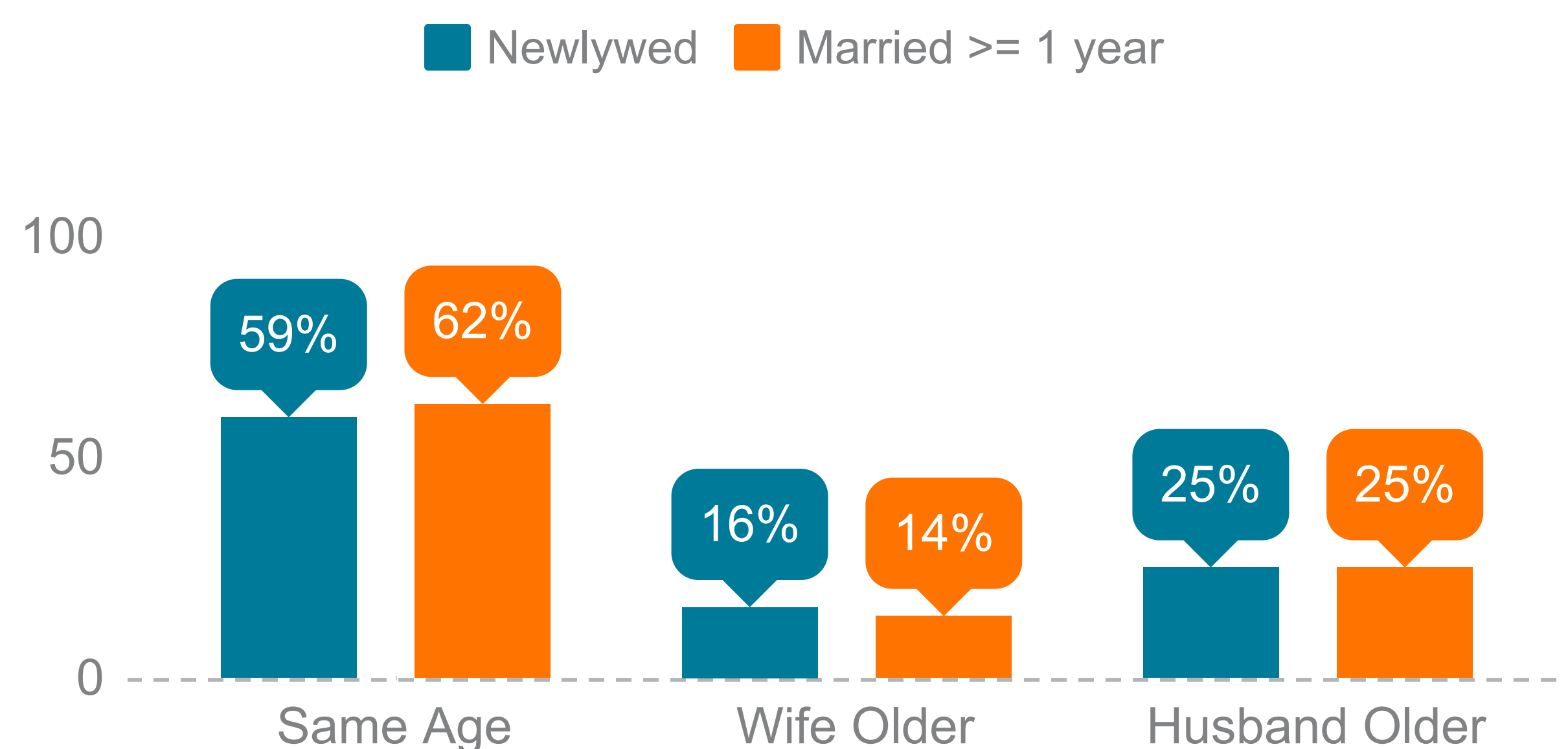


Spousal Age Homogamy

- Most newlyweds and non-newlyweds were in age homogamous marriages (59% versus 62%).
- It was relatively rare to have an older wife than husband. Among newlyweds, 16% had a wife who was at least five years older than her husband.
- The most typical form of age heterogamy was an older husband. One in four marrieds had a husband who was at least two years older than his wife.

Note: Marriages are age heterogamous if they involve wives who are older than their husbands by two or more years (wife older) or husbands who are older than their wives by five or more years (husband older).

Figure 3. Spousal Age Homogamy in Marriage, 2016

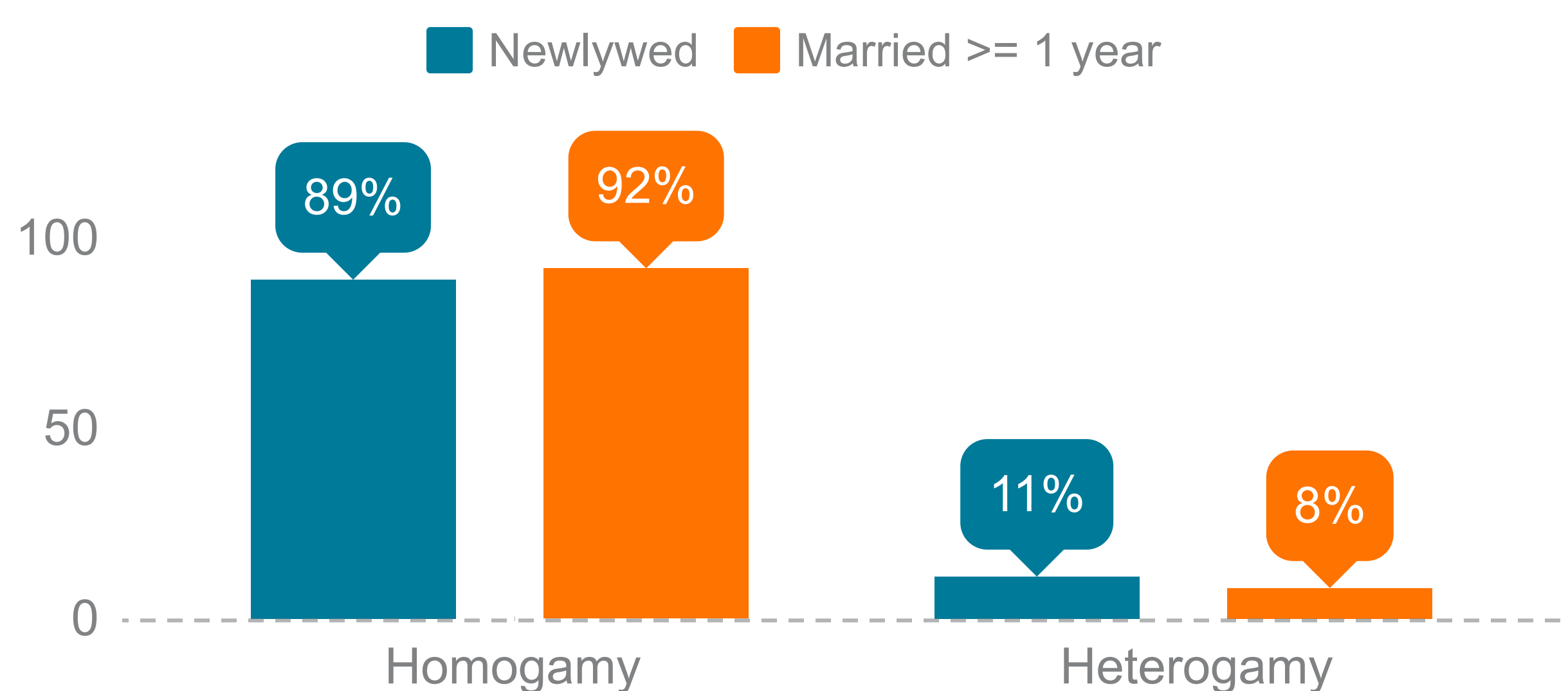


Sources: U.S. Census Bureau, American Community Survey, 2016 (IPUMS)

Nativity Status in Homogamy

- Regardless of marriage duration, most marrieds were wed to those with the same nativity status, whether native-born or foreign-born.
- About one in ten recently married reported being wed to someone with a nativity status different from their own.

Figure 4. Nativity Status Homogamy in Marriage, 2016



Sources: Census Bureau, American Community Survey, 2016 (IPUMS)

References:

Lamidi, E., Brown, S. L., & Manning, W. D. (2015). Assortative mating: Age heterogamy in U.S. marriages, 1964-2014. *Family Profiles*, FP-15-14. Bowling Green, OH: National Center for Family & Marriage Research. <https://www.bgsu.edu/ncfmr/resources/data/family-profiles/lamidi-brown-manning-assortative-mating-age-heterogamy-fp-15-14.html>

Lamidi, E., Brown, S. L., & Manning, W. D. (2015). Assortative mating: Educational homogamy in U.S. marriages, 1964-2014. *Family Profiles*, FP-15-15. Bowling Green, OH: National Center for Family & Marriage Research. <https://www.bgsu.edu/ncfmr/resources/data/family-profiles/lamidi-brown-manning-assortative-mating-edu-homogamy-fp-15-15.html>

Lamidi, E., Brown, S. L., & Manning, W. D. (2015). Assortative mating: Racial homogamy in U.S. marriages, 1964-2014. *Family Profiles*, FP-15-16. Bowling Green, OH: National Center for Family & Marriage Research. <https://www.bgsu.edu/ncfmr/resources/data/family-profiles/lamidi-brown-manning-assortative-mating-racial-homogamy-fp-15-16.html>

Ruggles, S., Flood, S., Goeken, R., Grover, J., Meyer, E., Pacas, J., & Sobek, M. (2018). IPUMS USA: Version 8.0 [dataset]. Minneapolis, MN: IPUMS. <https://doi.org/10.18128/D010.V8.0>

Suggested Citation:

Wu, H. (2018). Homogamy in U.S. marriages, 2016. *Family Profiles*, FP-18-18. Bowling Green, OH: National Center for Family & Marriage Research. <https://doi.org/10.25035/ncfmr/fp-18-18>.