

# Women's Employment Status & Worker Classification, 2010

Larry Gibbs

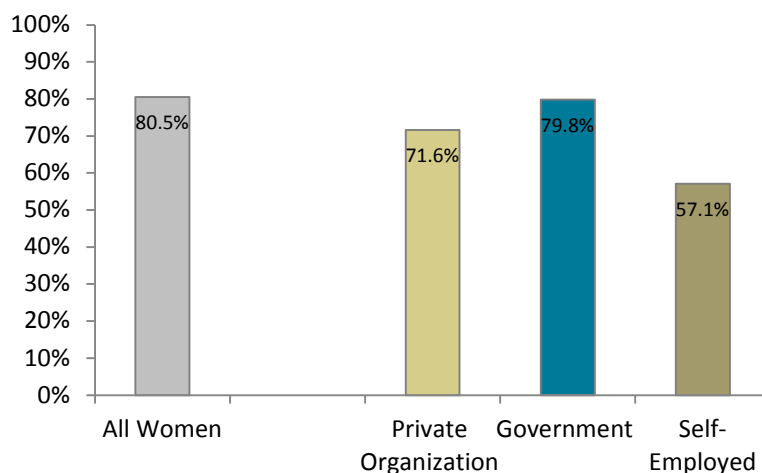
Women have made substantial gains in educational attainment and labor force participation in recent decades (Bureau of Labor Statistics, 2011). Full-time employment among women has increased from approximately 68% in 1970 to 82% in 2009 (Bureau of Labor Statistics, 2011, Table 22). Until the 1970s, women's employment outside the home was largely restricted to occupations such as teaching, domestic service, farm, and factory work (Bureau of Labor Statistics, 2011(b)). Today, working women are found in many occupational fields such as management, service, sales, farming, production, and transportation (Bureau of Labor Statistics, 2011(b)). This profile examines variation in full-time employment and work classification of women by educational attainment using data from the American Community Survey (2010).

- Among women who report working during the last 12 months, most (80.5%) are full-time employees.
- Women working for the government are more likely to be employed on a full-time basis (79.8%) compared to women working for a private organization (71.6%) or those self-employed (57.1%).

*Note:* Full-time employees are classified as those working 35 or more hours per week during the past 12 months.

*Note:* Private organization employment comprises women working for profit or non-profit organizations; government employment includes women working for local, state, or federal government; and self-employment includes women working in owned or not owned incorporated businesses.

Figure 1. Full-Time Employment of Working Women Ages 16 and Older by Classification of Worker, 2010

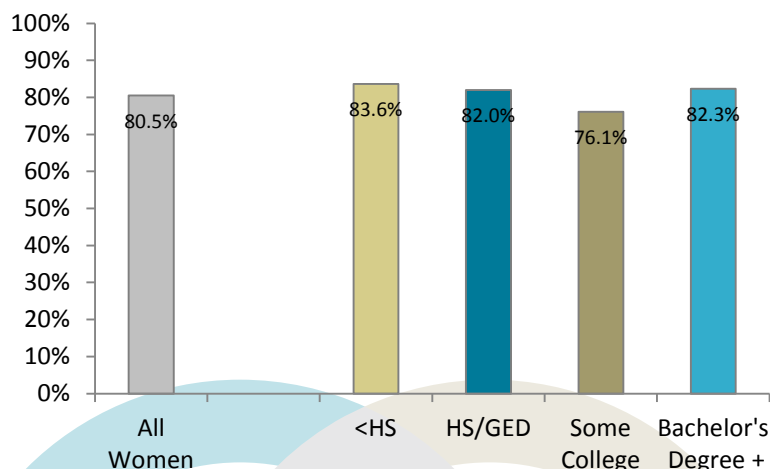


Source: U.S. Census Bureau, American Community Survey, 1-Year Estimates, 2010

## Employment Status and Educational Attainment, 2010

- The association between educational attainment and full-time employment reflects a U-shaped distribution.
  - Women who have not earned a high school degree or GED and women with a Bachelor's degree or higher have the highest rates of full-time employment (83.6% and 82.3%, respectively).
  - Women who have attained some education after high school but have not earned a Bachelor's degree ('some college') have the lowest full-time employment rate (76.1%).

Figure 2. Full-Time Employment of Working Women Ages 16 and Older by Educational Attainment, 2010



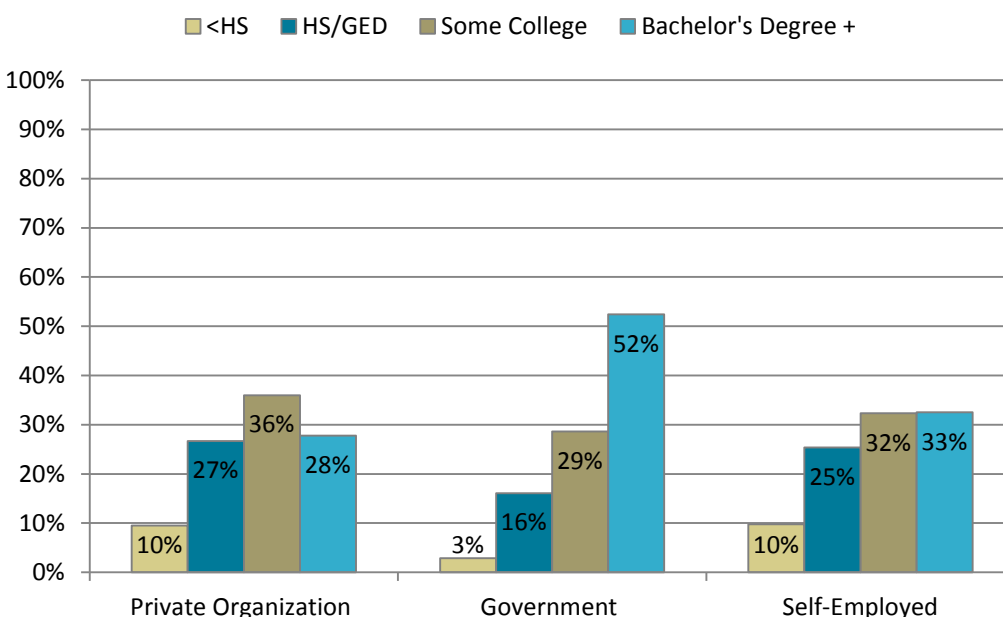
Source: U.S. Census Bureau, American Community Survey, 1-Year Estimates, 2010

*Family Profiles examine topics related to NCFMR's core research themes. Data are presented at both the national and state levels using new data sources. Written for both researchers and broad communities, these profiles summarize the latest statistics on U.S. families.*

### Employment Status, Work Classification, and Educational Attainment, 2010

- Across all work classifications, except in private organizations, women having a bachelor’s degree or higher is associated with higher rates of full-time employment.
- Among women working in private organizations, full-time employment is highest for those with some college education (36%) and lowest for those with less than a high school diploma (10%).
- There is a positive association between education and full-time employment for female government employees.
  - Women with less than a high school education have the lowest rate of full-time employment (3%), while women with a bachelor’s degree or higher have the highest full-time employment (52%).
- Among self-employed women, a positive association exists between education and full-time employment. Women with less than a high school diploma have a full-time employment rate of 10%, whereas those with a bachelor’s degree or higher have a 33% full-time employment rate.

Figure 3. Worker Classification for Women Ages 16 and Older Working Full-Time by Educational Attainment, 2010



Source: U.S. Census Bureau, American Community Survey, 1-Year Estimates, 2010

### References

- Bianchi, S. (2011). Changing Families, Changing Workplaces. *The Future Children*, 21(2), Work and Family, 15-36.
- Bureau of Labor Statistics. (2011). "Women in the Labor Force: A Databook." Retrieved from [www.bls.gov/cps/wlf-databook-2011.pdf](http://www.bls.gov/cps/wlf-databook-2011.pdf)
- Bureau of Labor Statistics. (2011b). "BLS Spotlight on Statistics- Women at Work" Retrieved from [www.bls.gov/spotlight](http://www.bls.gov/spotlight)

Suggested Citation:  
Gibbs, L. (2012).  
Women's  
Employment  
Status & Worker  
Classification,  
2010 (FP-12-19).  
National Center for  
Family & Marriage  
Research.  
Retrieved from  
[http://ncfmr.bgsu.edu/pdf/family\\_profiles/file117513.pdf](http://ncfmr.bgsu.edu/pdf/family_profiles/file117513.pdf)

This project was supported with a grant from the U.S. Department of Health and Human Services, Office of the Assistant Secretary for Planning and Evaluation, grant number 5 UOI AE000001-05. The opinions and conclusions expressed herein are solely those of the author(s) and should not be construed as representing the opinions or policy of any agency of the federal government.