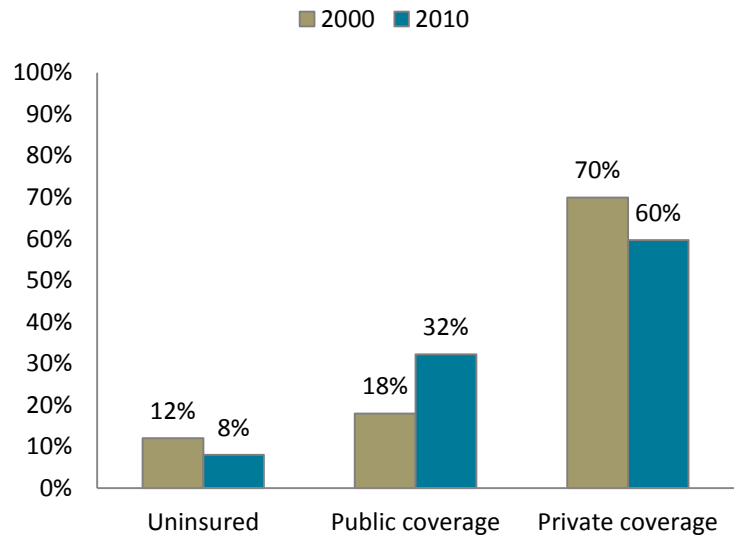


Health insurance coverage is integral to the well-being of American children, providing greater access to basic health care services and the timely treatment of illness. Recent policy efforts have been expanded to provide coverage to a broader number of children.

## Trends in Children's Health Insurance Coverage

- Figure 1 shows that the percentage of children who are uninsured in the United States has declined over the past decade, from 12% in 2000 (National Kids Count Program) to 8% in 2010. Despite this decline, nearly 6 million children remain without health care coverage.
- Increasingly, children rely on public coverage. In 2000, nearly one-fifth of children relied on public coverage versus roughly one-third in 2010. The share of children covered under private insurance fell from 70% to 60% in the last decade.

Figure 1. Health Insurance Coverage of U.S. Children, 2000 and 2010



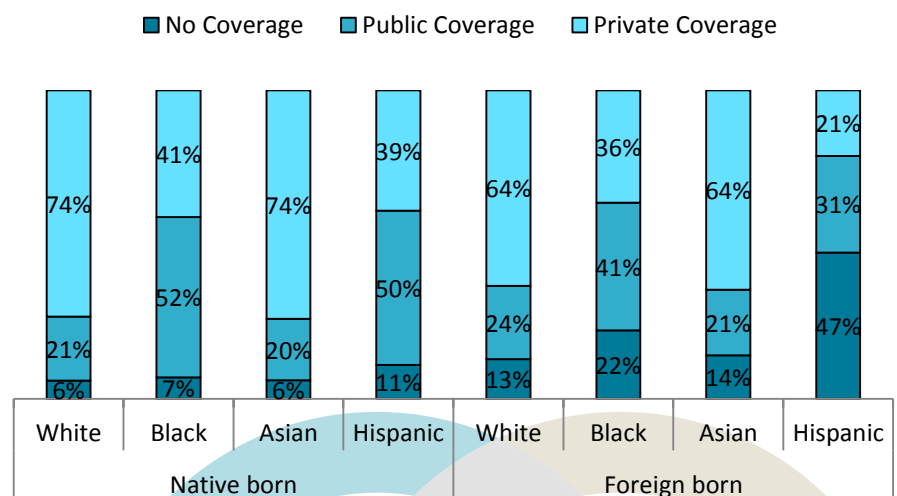
Source: 2000 Public Coverage data: National Kids Count Program, Population Reference Bureau analysis of data from the U.S. Census Bureau, Current Population Survey (March supplement). 2000 No Coverage data: National Kids Count Program, the Urban Studies Institute at the University of Louisville analysis of data from the U.S. Census Bureau, Current Population Survey (March supplement). 2010 data: NCFMR analyses of data from the U.S. Census Bureau, American Community Survey, 1-Year Estimates, 2010.

Note: Public coverage includes Children's Health Insurance Program (CHIP), Medicaid, Medicare, VA Health Care and individual state health plans. Also includes those covered by more than one public plan and no private coverage.

## Health Insurance Coverage by Race, Ethnicity, and Nativity of Child

- Figure 2 shows that the level and types of coverage among children vary by nativity and race-ethnicity.
  - Foreign-born Hispanic children have the highest rate of non-coverage (47%), whereas native-born Whites and Asians have the lowest rates of non-coverage (6%).
  - Native-born Hispanics (11%) are more often uninsured than are native Whites (6%), Blacks (7%), or Asians (6%).
  - Private insurance is most common among White (74%) and Asian (74%) native-born children.

Figure 2. Health Insurance Coverage of U.S. Children by Child's Race, Ethnicity, and Nativity, 2010



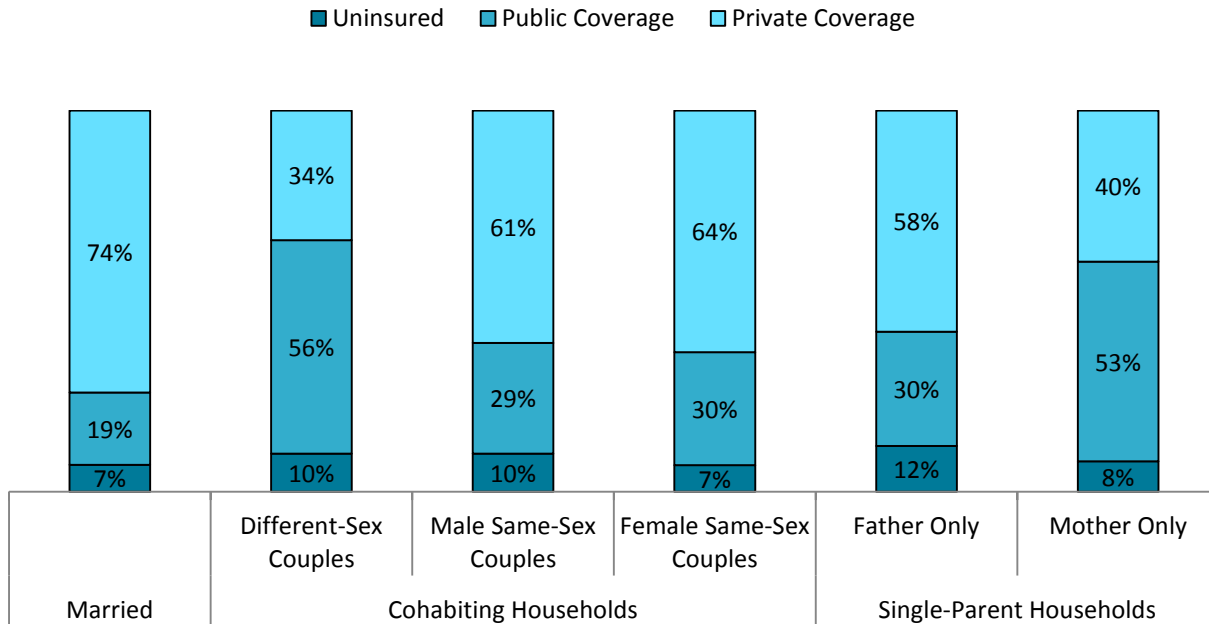
Source: U.S. Census Bureau, American Community Survey, 1-Year Estimates, 2010

Family Profiles examine topics related to NCFMR's core research themes. Data are presented at both the national and state levels using new data sources. Written for both researchers and broad communities, these profiles summarize the latest statistics on U.S. families.

### Health Insurance Coverage by Family Structure

- Children living in father only households are at the greatest risk of lacking coverage (12%), whereas children in married households and female same-sex cohabiting households are the least likely to be uninsured (7%), as shown in Figure 3.
- Private coverage is most common (74%) in married-couple households and relatively uncommon among different-sex cohabiting couples (34%).
- Public coverage is most common among single mother (53%) and different-sex cohabiting couples (56%), and only one-fifth of married couple households rely on public insurance coverage.

Figure 3. Health Insurance Coverage of U.S. Children by Family Structure, 2010

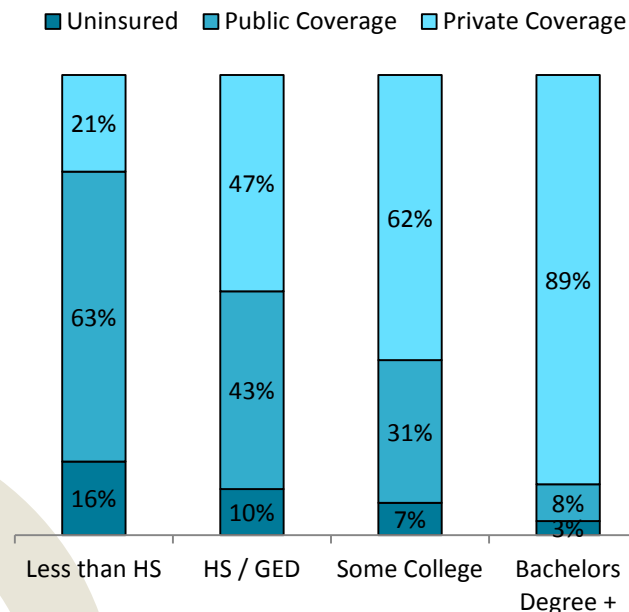


Source: U.S. Census Bureau, American Community Survey, 1-Year Estimates, 2010

### Health Insurance Coverage by Educational Attainment of Household Head

- Figure 4 illustrates an education gradient; as the education of the household head increases, non-coverage and public coverage of children decrease.
  - One in 6 children in households headed by an adult with less than a high school education is uninsured (16%) in contrast to only 3% among children in households with a college graduate head.
  - Children in households headed by adults with a Bachelor's degree are most likely to have private coverage (89%), and only one-fifth (21%) of children in households headed by an adult without a high school degree have private insurance.

Figure 4. Health Insurance Coverage of U.S. Children, 2010 by Educational Attainment of Household Head



Source: U.S. Census Bureau, American Community Survey, 1-Year Estimates, 2010

Suggested Citation:  
Williams, S. (2012).  
Health Insurance  
Coverage of U.S.  
Children, 2010 (FP-  
12-16). National  
Center for Family &  
Marriage Research.  
Retrieved from  
[http://ncfmr.bgsu.edu/pdf/family\\_profiles/file115684.pdf](http://ncfmr.bgsu.edu/pdf/family_profiles/file115684.pdf)

This project was supported with a grant from the U.S. Department of Health and Human Services, Office of the Assistant Secretary for Planning and Evaluation, grant number 5 UO1 AEO00001-05. The opinions and conclusions expressed herein are solely those of the author(s) and should not be construed as representing the opinions or policy of any agency of the federal government.