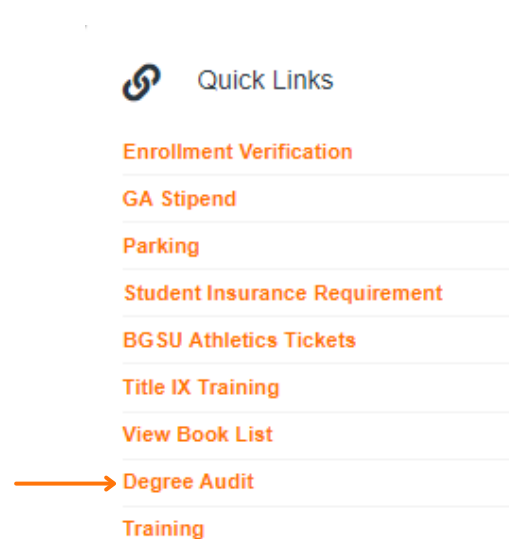


Your electronic degree audit can be accessed by following these simple steps:

1. Log on to your "MyBGSU" using the BGSU homepage.



2. From the **Quicklinks** menu (in the upper-right corner) choose "Degree Audit."

3. You will be prompted to **Select a School**.

Undergraduate students should select "Undergraduate Programs" and graduate students should select "Graduate Programs."

### Select a School

Currently selected School: - Undergraduate Programs

School

A dropdown menu with three options: "- Undergraduate Programs" (selected), "- Undergraduate Programs", and "GRD - Graduate Programs".

4. Your current degree program(s) will be displayed under the **Request an Audit page**. Click the "Run Declared Programs" button to generate a new degree audit report. This may take several seconds.

### Request an Audit

Run Declared Programs

School	Degree Program	Title	Catalog Year
	COMPS-C-BS	COLLEGE OF ARTS AND SCIENCES: BACHELOR OF SCIENCE	Fall 2021
	PHYS-BS	COLLEGE OF ARTS AND SCIENCES: BACHELOR OF SCIENCE	Spring 2020

Run Declared Programs

5. You will be directed to the **Completed Audit Requests** page. Check the Created column to ensure you are accessing the most recent degree audit report, then click "View Audit."

### Completed Audit Requests

These are the audits that have been run in the past for this student's record. Hitting the 'Run Audit' button will run a new audit report. |

Run Audit

ID	Instcd	Program	Catalog Year	View
4238413		<a href="#">PHYS-BS</a>	Spring 2020	<a href="#">View Audit</a>
4238412		<a href="#">COMPS-C-BS</a>	Fall 2021	<a href="#">View Audit</a>
4228439		<a href="#">SETAKE</a>	999907	<a href="#">View Audit</a>

6. If you have not declared a major or wish to see how your credits will apply to a different major, use the "Select a Different Program" feature from the **Request an Audit** page. Select the appropriate degree program using the drop-down menus for College, Major, and Degree. Choose the most current semester from Catalog Year menu, then click "Run Different Program."

### Request an Audit

[Run Declared Programs:](#)

[Select a Different Program:](#)

Choosing a degree program here will not change your declared degree program.

School:

College:

Major:

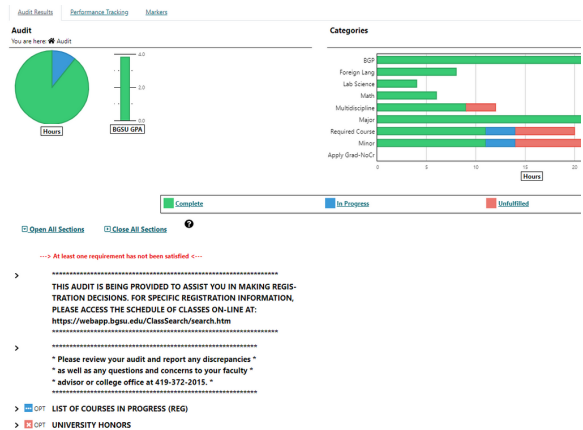
Degree:

Program:

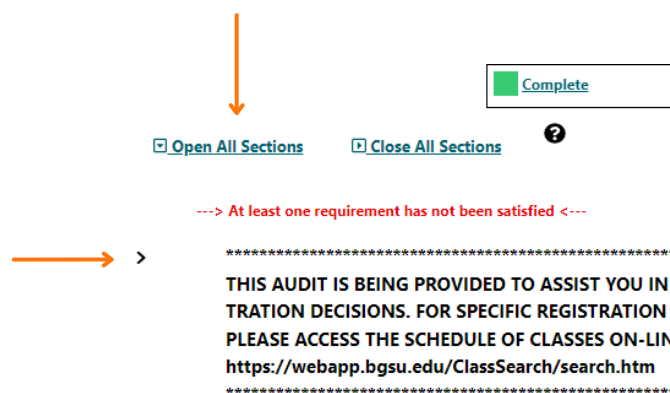
Catalog Year:

Run Different Program

7. The degree audit report contains both visual and textual components. At the top of the degree audit you will see interactive charts and graphs representing your degree progress. Hovering or clicking on any of these elements will provide more information related to each program area.



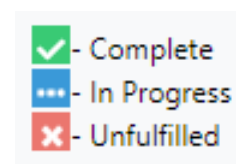
8. Below the charts and graphs you will find the written requirements specific to your degree program. You can open each requirement by clicking the arrow icon on its left or choose to open every requirement by clicking the “Open All Sections” button at the top of the textual audit.



9. **Completed requirements** will be indicated with a green checkmark. The list of applied courses will appear below these requirements.

**In Progress requirements** will be indicated with three dots in blue. The list of applied courses will appear below these requirements.

**Unfulfilled requirements** will be indicated with a red X. Courses that may be applied toward these requirements will be listed within the “Select From” lines.



10. Review your degree audit to track your degree progress and help plan your schedule for each term. Degree audit reports can be generated as often and as many times as needed.