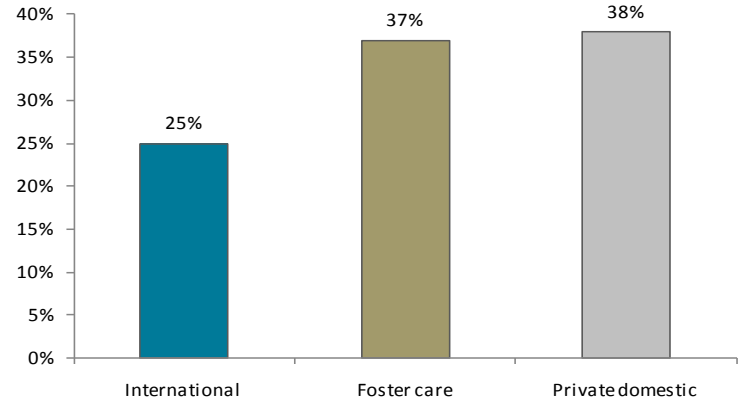


Adoptive Parents in the U.S., 2007

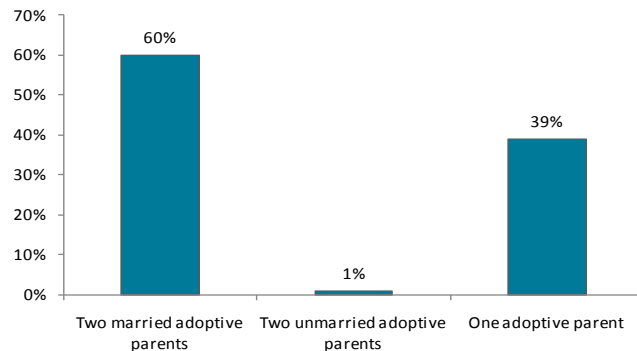
In 2007, there were approximately 1.8 million adopted children in the U.S. (Vandivere, Malm, & Radel 2009). The National Survey of Adoptive Parents (NSAP) is the first large nationally representative dataset to provide information on these children and their adoptive families (excluding stepparent adoptions). Using the NSAP data, this Profile describes the parents of adopted children in the U.S.

Figure 1: Distribution of Adoption Types



Source: 2007 National Survey of Adoptive Parents, NCFMR tabulations

Figure 2: Family Structure of Adoptive Households



Source: 2007 NSAP data, Vandivere, Malm, & Radel, 2009

Family Structure

- A majority (60%) of adopted children are living with two married adoptive parents. This figure includes the 5% of adoptive parents who were unmarried at the time of the adoption, but have since married.
- A sizeable minority (39%) of adopted children live with one adoptive parent.
- Unmarried cohabiting parents account for 1% of all adoptive families.
- Children adopted internationally are the most likely group to live with two married parents (73%), followed by children adopted from foster care (59%) and children in private domestic adoptions (52%).

LGB Adoptions

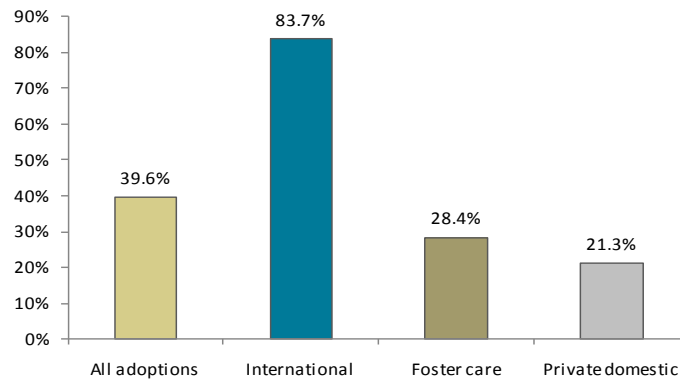
- Using data from the 2002 National Survey of Family Growth and the 2000 Census, Gates et al., estimate that 65,500 adopted children, or approximately 4% of adopted children in the U.S., are living with a gay or lesbian parent (Gates et al., 2007).
- The geographic distribution of lesbian, gay, or bi-sexual (LGB) adoptive families is influenced by geographic variation in the number of children available for adoption, the number of LGB households, and state adoption statutes. States where gay and lesbian parents account for high percentages of all adoptive families are Massachusetts (16%), California (10%), New Mexico (9%), and Alaska (9%) (Gates et al., 2007).

Family Profiles examine topics related to NCFMR's core research themes. Data are presented at both the national and state levels using new data sources. Written for both researchers and broad communities, these profiles summarize the latest statistics on U.S. families.

Transracial Adoption

- Over one-third (40%) of adoptive parents have adopted a child of a different race, ethnicity, or culture.
- Transracial adoptions are most frequent among parents who adopt internationally (84%).
- A much lower percentage of private domestic adoptions are transracial (21%).

Figure 3. Percentage of Adoptions That Are Transracial, by Adoption Type

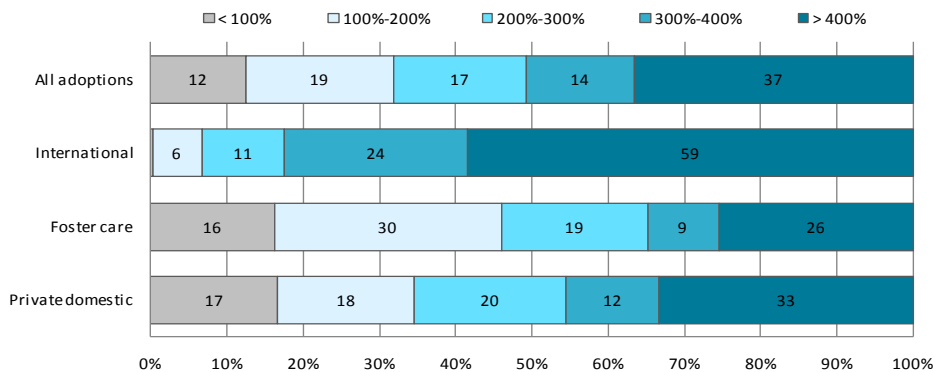


Source: 2007 National Survey of Adoptive Parents, NCFMR tabulations

Household Income

- About half (51%) of adoptive families earn above 300% of the poverty level. However, the distribution of household incomes varies considerably by adoption type:
 - Parents who adopt internationally are the wealthiest group, with 59% earning over 400% of the poverty level.
 - Parents who adopt from the foster care system are the least wealthy group of adoptive parents: only 26% earn over 400% of the poverty level, and 46% earn less than 200% of the poverty level.
 - Parents who adopt through private domestic agencies are heterogeneous with respect to income: one-third earns over 400% of the poverty level, but this group also includes the largest share of parents with incomes below the poverty level (18%).

Figure 4. Household Income Distribution As a Percentage of the Poverty Level, by Adoption Type



Source: 2007 National Survey of Adoptive Parents, NCFMR tabulations

References

- Gates, G. J., Badgett, M.V.L., Macomber, J.E., & Chambers, K. (2007). Adoption and foster care by gay and lesbian parents in the United States. The Williams Institute, UCLA School of Law, UC Los Angeles.
- Vandivere, S., Malm, K., & Radcl, L. (2009). Adoption USA: A chartbook based on the 2007 National Survey of Adoptive Parents. U.S. Department of Health and Human Services, Office of the Assistant Secretary for Planning and Evaluation.

Suggested Citation:
Ela, E. J. (2011). Adoptive Parents in the U.S., 2007 (FP-11-05). National Center for Family & Marriage Research. Retrieved from http://ncfmr.bgsu.edu/pdf/family_profiles/file99071.pdf

This project was supported with a grant from the U.S. Department of Health and Human Services, Office of the Assistant Secretary for Planning and Evaluation, grant number 5 UOI AEOOOO01-04. The opinions and conclusions expressed herein are solely those of the author(s) and should not be construed as representing the opinions or policy of any agency of the Federal government.