



Leaving the Parental Home

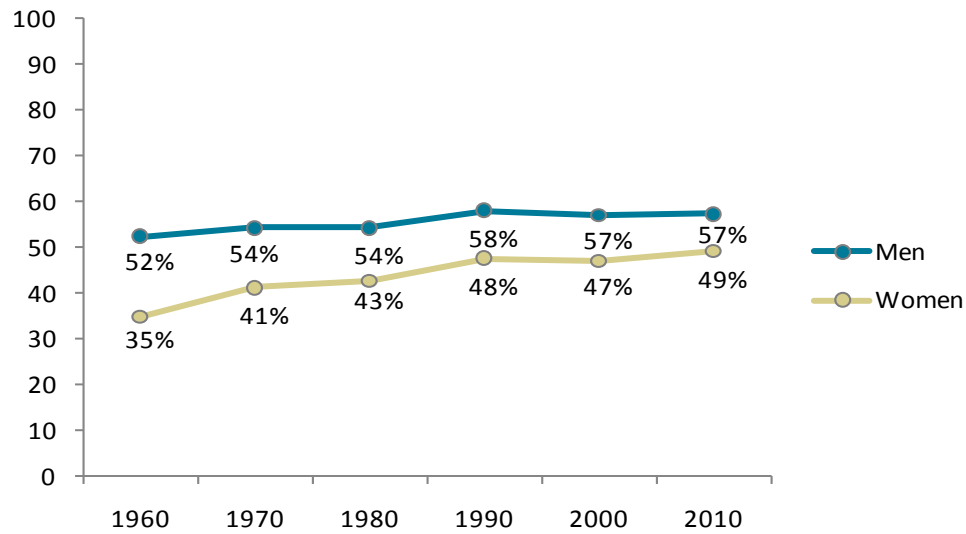
Krista K. Payne

Change in the Percentage of Young Adults (ages 18-24) Living at Home, 1960-2010

Moving out on one's own—or leaving the parental nest—is an important marker of adulthood. But increasingly, young adults return to the parental home or never leave in the first place.

- Cross-sectional data from the U.S. Census shows that the percentage of young adult men and women living in the parental home has increased over the past fifty years, and this increase is especially prominent among women (40% increase since 1960 versus a 10% increase among men).
- The proportions of both men and women living at home have remained relatively stable since 1990, with men experiencing a slight decline.

Figure 1. Percentage of Young Adults (ages 18-24) Living at Home, 1960-2010



Source of 1990, 2000, & 2010 data: U.S. Census Bureau, Current Population Survey, March and Annual Social and Economic Supplements, 2010 and earlier.

Source of 1980, 1970, and 1960 data: U.S. Bureau of the Census, 1980 Census of Population, PC80-2-4B, "Persons by Family Characteristics," table 4. 1970 Census of Population, PC(2)-4B, table 2. 1960 Census of Population, PC(2)-4B, table 2.

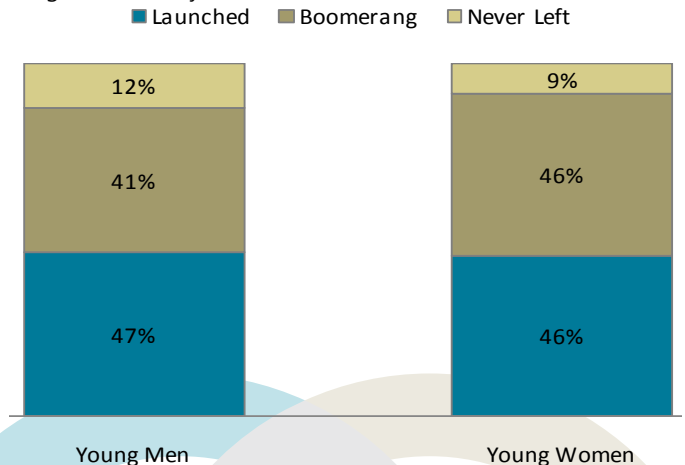
Family Profiles examine topics related to NCFMR's core research themes. Data are presented at both the national and state levels using new data sources. Written for both researchers and broad communities, these profiles summarize the latest statistics on U.S. families.

Residential Transitions Throughout Young Adulthood

Longitudinal data from the National Longitudinal Survey of Youth 1997 (NLSY97) reveal the cumulative experiences of parental home leaving and returning among young adults who have reached age 24.

- From ages 18 to 24, 47% of young men and 46% of young women leave the parental home and do not return by age 24. Some may eventually return to their parental home after age 24.
- After leaving the parental home, women are more likely to "boomerang" (move out and return) (46% vs. 41%).
- Most men and women have left the parental home, but men are more likely to have not yet moved out (12% vs. 9%).

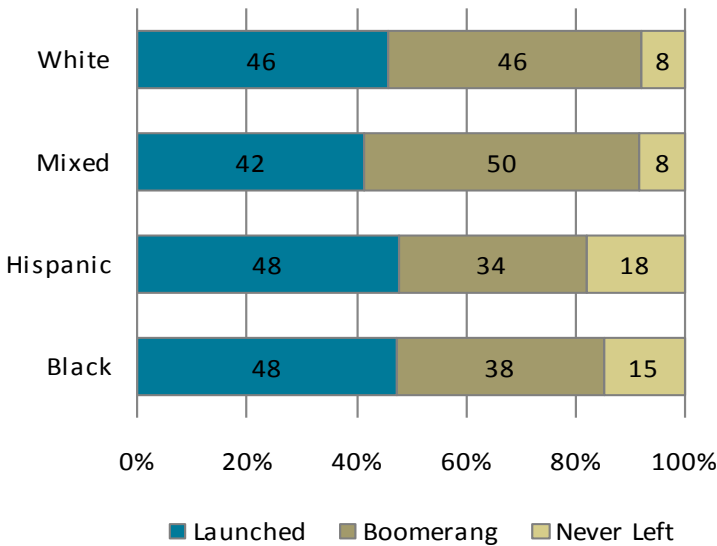
Figure 2. Residential Transitions in Young Adulthood (ages 18-24) by Gender



Source: National Longitudinal Survey of Youth 1997 (NLSY97), rounds 7-13: 2003-2009 (weighted). U.S. Department of Labor, Bureau of Labor Statistics, NCFMR analyses of valid cases.

Racial and Ethnic Variation in Residential Transitions During Young Adulthood

Figure 3. Residential Transitions in Young Adulthood (ages 18-24) by Race and Ethnicity



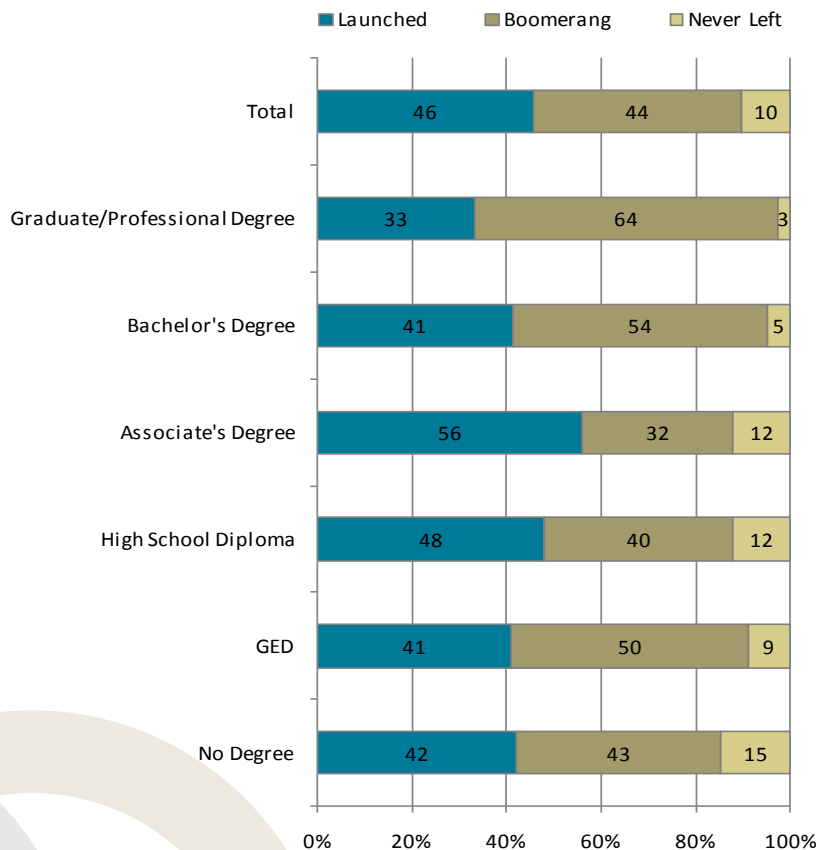
- Among the race and ethnic groups examined, similar proportions (42%-48%) of young adults have moved out and not returned to the parental home.
- Half of young adults of mixed race and ethnicity and 46% of White young adults boomerang. Substantially lower proportions of Hispanic (34%) and Black (38%) young adults boomerang.
- Most young adults have moved out, but Hispanic (18%) and Black (15%) young adults more often have not yet moved out of their parental home relative to Whites and young adults of mixed ethnicity (8%).

Source: National Longitudinal Survey of Youth 1997 (NLSY97), rounds 7-13: 2003-2009 (weighted). U.S. Department of Labor, Bureau of Labor Statistics, NCFMR analyses of valid cases.

Residential Transitions in Young Adulthood by Educational Attainment

- Exceeding individuals at all other education levels, over half (56%) of young adults with an associate's degree left the parental home and did not return. Conversely, among those who had received a graduate or professional degree, only one-third (33%) had left without returning.
- The education group with the highest levels of boomerang experience are young adults who earned a graduate or professional degree (64%), followed by those with a bachelor's degree (54%). Those with an associate's degree were the least likely (32%) to boomerang.
- A minority of young adults have not left the parental home by age 24. Young adults with the lowest levels of education (without a high school or GED degree) most often remain in the parent's home. Young adults with the highest levels of education are least likely to have stayed with their parents.

Figure 4. Residential Transitions in Young Adulthood (ages 18-24) by Educational Attainment



Source: National Longitudinal Survey of Youth 1997 (NLSY97), rounds 7-13: 2003-2009 (weighted). U.S. Department of Labor, Bureau of Labor Statistics, NCFMR analyses of valid cases.

Suggested Citation:
Payne, K. K. (2011). Leaving the Parental Home (FP-11-02). National Center for Family & Marriage Research. Retrieved from http://ncfmr.bgsu.edu/pdf/family_profiles/file98800.pdf

NCFMR
Family Profiles
FP-11-02



This project was supported with a grant from the U.S. Department of Health and Human Services, Office of the Assistant Secretary for Planning and Evaluation, grant number 5 UOI AEOOOO01-04. The opinions and conclusions expressed herein are solely those of the author(s) and should not be construed as representing the opinions or policy of any agency of the Federal government.